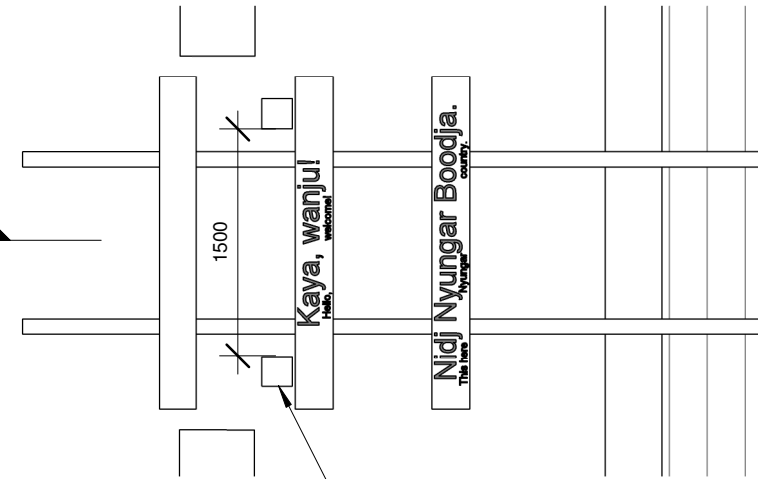


4.2
A6.1



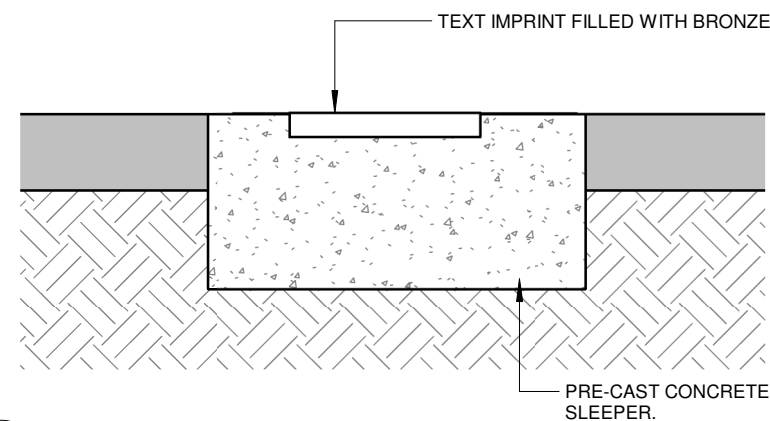
4.1 PLAN DETAIL
1 : 50

NEW BOLLARDS TO MATCH EXISTING. 1.5 M SPACING.

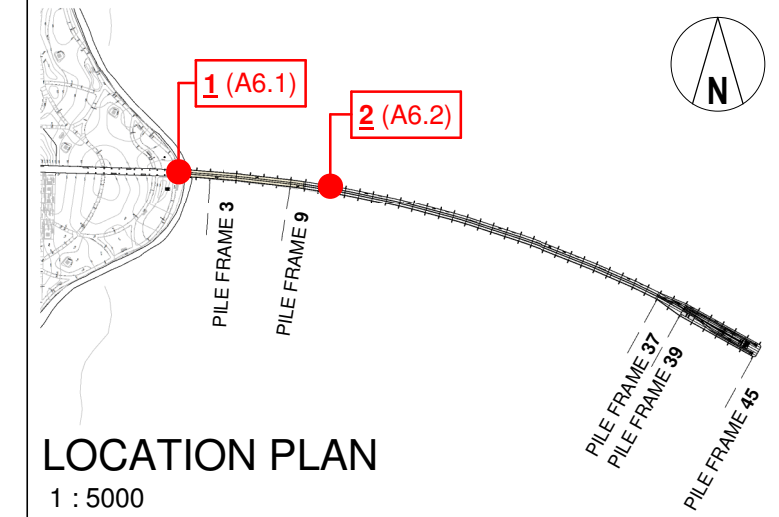


4.2 SECTION DETAIL
A6.1 1 : 50

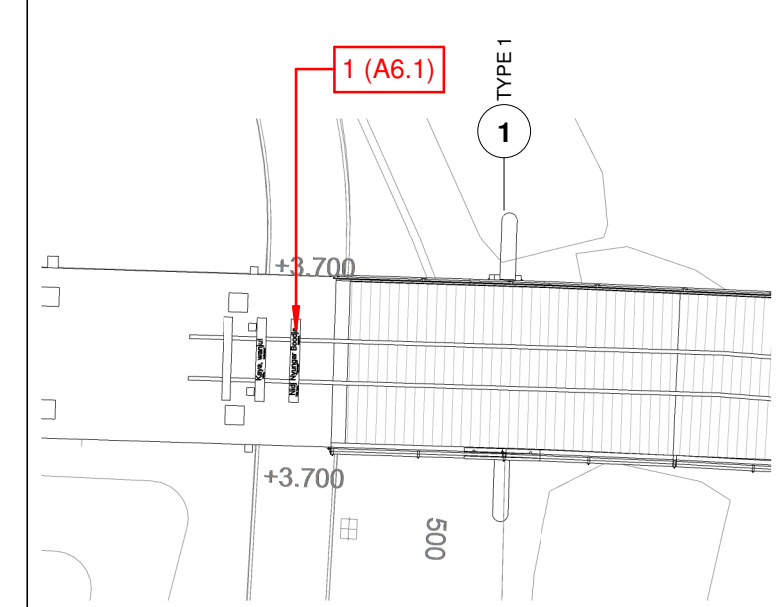
4.3
A6.1



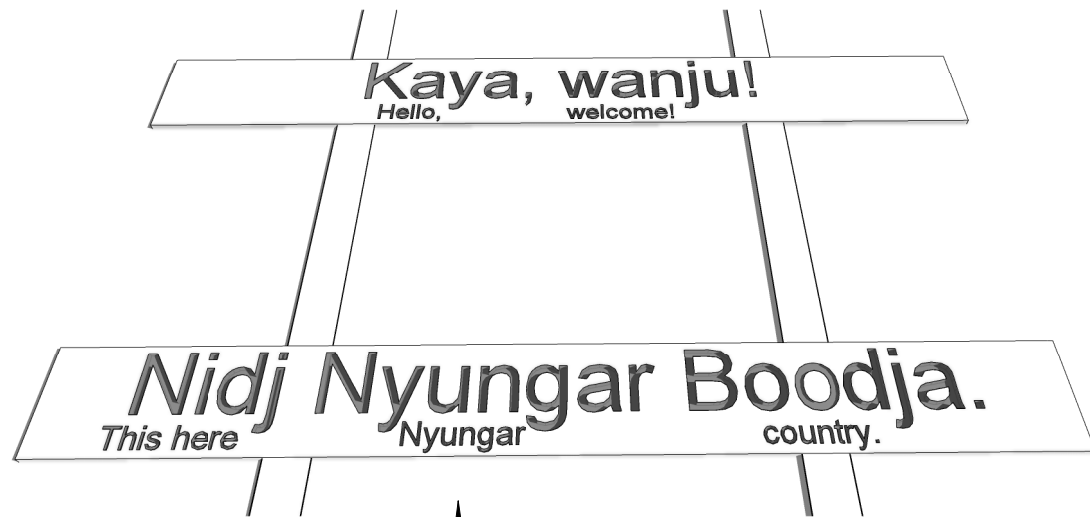
4.3 SECTION DETAIL
A6.1 1 : 5



LOCATION PLAN
1 : 5000



SITE PLAN
1 : 200



DUAL LANGUAGE ABORIGINAL INTERP.

NOT FOR CONSTRUCTION

ANY FORM OF REPRODUCTION OF THIS DRAWING IN FULL OR IN PART WITHOUT WRITTEN PERMISSION FROM HOWARD + HEAVER ARCHITECTS. CONSTITUTES AN INFRINGEMENT OF COPYRIGHT. CONTRACTOR TO CHECK AND VERIFY ALL DIMENSIONS, LEVELS & ANGLES ON SITE PRIOR TO COMMENCEMENT OF WORK. THIS IS A CAD DRAWING. DO NOT SCALE

rev	date	description



architects

PO BOX 5427 ALBANY WA 6332
T 9842 5558
F 9842 3936
E admin@hharchitects.com.au

project **ESPERANCE TANKER JETTY**
ESPERANCE, WA
client **SHIRE OF ESPERANCE**

drawing **INTERP. ELEMENT 1 - INSET RAILWAY**
cad file -
drawn PG project number 8118-18

scale As indicated
date 22/06
dwg no. rev.
A6.1