


Statutory Budget



2023–2024

Contents:

Statutory Budget
Management Budget
Carryovers/Unspent Grants & Contributions
Operating & Capital Bids
Fees & Charges



Statutory Budget

For the year ending 30th June 2024



LOCAL GOVERNMENT ACT 1995

TABLE OF CONTENTS

Statement of Comprehensive Income	2
Statement of Cash Flows	3
Statement of Financial Activity	4
Index of Notes to the Budget	5
Management Budget	32
Carryovers	61
Unspent Grants	65
Operating and Capital Bids	66
Fees and Charges	Appendix 1

SHIRE'S VISION

The Shire of Esperance exists to meet the needs of current and future generations through an integration of environmental protection, social advancement and economic prosperity.

"Esperance, together we make it happen."

The community helped shape the Council Plan, our Plan for the Future.

Shire of Esperance

Statutory Budget

For the year ending 30th June 2024

Statement of Comprehensive Income by Nature

	NOTE	2023/24 Budget	2022/23 Actual	2022/23 Budget
Revenue				
		\$	\$	\$
Rates	2(a)	25,336,630	23,635,371	23,543,676
Grants, subsidies and contributions	11	7,829,652	16,162,013	8,765,402
Fees and charges	17	10,129,753	10,952,081	10,486,823
Interest revenue	12(a)	1,355,000	1,465,958	237,000
Other revenue	12(b)	757,894	1,064,813	879,972
		45,408,929	53,280,236	43,912,873
Expenses				
Employee costs		(21,411,309)	(21,083,657)	(19,584,300)
Materials and contracts		(16,068,990)	(12,533,581)	(14,742,175)
Utility charges		(1,293,221)	(1,323,897)	(1,216,094)
Depreciation	6	(25,435,663)	(21,515,330)	(20,738,656)
Finance costs	12(d)	(87,700)	(98,521)	(96,961)
Insurance		(949,260)	(885,765)	(838,596)
Other expenditure		(1,028,890)	(597,449)	(710,254)
		(66,275,033)	(58,038,200)	(57,927,036)
		(20,866,104)	(4,757,964)	(14,014,163)
Capital grants, subsidies and contributions	11	24,857,455	8,245,196	14,754,952
Profit on asset disposals	5	672,538	1,572,415	553,536
Loss on asset disposals		(130,124)	(56,443)	(290,637)
		25,399,869	9,761,168	15,017,851
Net result for the period		4,533,765	5,003,204	1,003,688
Other comprehensive income				
<i>Items that will not be reclassified subsequently to profit or loss</i>				
Total other comprehensive income for the period		0	0	0
Total comprehensive income for the period		4,533,765	5,003,204	1,003,688

This statement is to be read in conjunction with the accompanying notes.

Shire of Esperance Statutory Budget

For the year ending 30th June 2024

Statement of Cash Flows

	NOTE	2023/24 Budget	2022/23 Actual	2022/23 Budget
CASH FLOWS FROM OPERATING ACTIVITIES				
Receipts				
Rates		\$ 25,311,630	\$ 23,717,048	\$ 23,548,676
Grants, subsidies and contributions		9,729,652	16,449,968	8,865,402
Fees and charges		10,129,753	10,952,081	10,486,823
Interest revenue		1,355,000	1,465,958	237,000
Goods and services tax received		1,789,133	2,804,830	2,026,787
Other revenue		757,894	1,064,813	879,972
		49,073,062	56,454,698	46,044,660
Payments				
Employee costs		(20,661,309)	(20,218,873)	(19,364,300)
Materials and contracts		(15,580,990)	(13,603,396)	(14,157,175)
Utility charges		(1,293,221)	(1,323,897)	(1,216,094)
Finance costs		(87,200)	(99,723)	(97,961)
Insurance		(949,260)	(885,765)	(838,596)
Goods and services tax paid		(1,839,133)	(2,270,765)	(2,006,787)
Other expenditure		(1,028,890)	(597,449)	(710,254)
		(41,440,003)	(38,999,868)	(38,391,167)
Net cash provided by (used in) operating activities	4	7,633,059	17,454,830	7,653,493
CASH FLOWS FROM INVESTING ACTIVITIES				
Payments for development of land held for resale	5(c)	(5,993,079)	(2,347,249)	(3,260,839)
Payments for purchase of property, plant & equipment	5(a)	(19,860,476)	(8,028,634)	(8,903,808)
Payments for construction of infrastructure	5(b)	(27,284,249)	(14,683,962)	(24,569,743)
Capital grants, subsidies and contributions		24,857,455	8,245,196	14,754,952
Proceeds from sale of land held for resale	5(c)	1,150,000	3,814,792	980,000
Proceeds from sale of property, plant and equipment	5(a)	773,262	1,016,790	1,299,550
Proceeds on financial assets at amortised cost - self supporting loans	7(a)	190,736	198,227	198,227
Proceeds on disposal of financial assets at fair value through profit and loss		0	(6,451)	0
Net cash provided by (used in) investing activities		(26,171,351)	(11,791,291)	(19,501,661)
CASH FLOWS FROM FINANCING ACTIVITIES				
Repayment of borrowings	7(a)	(245,549)	(250,644)	(250,646)
Payments for principal portion of lease liabilities	8	(8,784)	(23,105)	(23,105)
Net cash provided by (used in) financing activities		(254,333)	(273,749)	(273,751)
Net increase (decrease) in cash held		(18,792,625)	5,389,790	(12,121,919)
Cash at beginning of year		47,247,389	41,857,599	41,857,599
Cash and cash equivalents at the end of the year	4	28,454,764	47,247,389	29,735,680

This statement is to be read in conjunction with the accompanying notes.

Shire of Esperance

Statutory Budget

For the year ending 30th June 2024

Statement of Financial Activity


		2023/24	2022/23	2022/23
	NOTE	Budget	Actual	Budget
OPERATING ACTIVITIES				
Revenue from operating activities				
Rates	2(a)	\$ 25,236,630	\$ 23,457,076	\$ 23,443,676
Grants, subsidies and contributions	11	7,829,652	16,162,013	8,765,402
Fees and charges	17	10,129,753	10,952,081	10,486,823
Interest revenue	12(a)	1,355,000	1,465,958	237,000
Other revenue	12(b)	757,894	1,064,813	879,972
Profit on asset disposals	5	672,538	1,572,415	553,536
		45,981,467	54,674,356	44,366,409
Expenditure from operating activities				
Employee costs		(21,411,309)	(21,083,657)	(19,584,300)
Materials and contracts		(16,068,990)	(12,533,581)	(14,742,175)
Utility charges		(1,293,221)	(1,323,897)	(1,216,094)
Depreciation	6	(25,435,663)	(21,515,330)	(20,738,656)
Finance costs	12(d)	(87,700)	(98,521)	(96,961)
Insurance		(949,260)	(885,765)	(838,596)
Other expenditure		(1,028,890)	(597,449)	(710,254)
Loss on asset disposals	5	(130,124)	(56,443)	(290,637)
		(66,405,157)	(58,094,643)	(58,217,673)
Non-cash amounts excluded from operating activities	3(b)	23,714,733	20,789,324	20,757,154
Amount attributable to operating activities		3,291,043	17,369,037	6,905,890
INVESTING ACTIVITIES				
Inflows from investing activities				
Capital grants, subsidies and contributions	11	24,857,455	8,245,196	14,754,952
Proceeds from disposal of assets		1,923,262	4,831,582	2,279,550
Proceeds from financial assets at amortised cost - self supporting loans	7(a)	190,736	198,227	198,227
Proceeds on disposal of financial assets at fair value through profit and loss		0	(6,451)	0
Proceeds on other loans and receivables [describe]		2,500,000	0	0
		29,471,453	13,268,554	17,232,729
Outflows from investing activities				
Payments for land held for resale	5(c)	(5,993,079)	(2,347,249)	(3,260,839)
Payments for property, plant and equipment	5(a)	(19,860,476)	(8,028,634)	(8,903,808)
Payments for construction of infrastructure	5(b)	(27,284,249)	(14,683,962)	(24,569,743)
		(53,137,804)	(25,059,845)	(36,734,390)
Amount attributable to investing activities		(22,166,351)	(11,791,291)	(19,501,661)
FINANCING ACTIVITIES				
Inflows from financing activities				
Transfers from reserve accounts	9(a)	18,398,119	11,246,504	12,693,586
		18,398,119	11,246,504	12,693,586
Outflows from financing activities				
Repayment of borrowings	7(a)	(245,549)	(250,644)	(250,646)
Payments for principal portion of lease liabilities	8	(8,784)	(23,105)	23,105
Transfers to reserve accounts	9(a)	(3,365,739)	(16,394,441)	(3,825,950)
		(3,620,072)	(16,668,190)	(4,053,491)
Amount attributable to financing activities		14,778,047	(5,421,686)	8,640,095
MOVEMENT IN SURPLUS OR DEFICIT				
Surplus or deficit at the start of the financial year	3	4,075,261	3,919,201	3,919,201
Amount attributable to operating activities		3,291,043	17,369,037	6,905,890
Amount attributable to investing activities		(22,166,351)	(11,791,291)	(19,501,661)
Amount attributable to financing activities		14,778,047	(5,421,686)	8,640,095
Surplus or deficit at the end of the financial year	3	(22,000)	4,075,261	(36,475)

This statement is to be read in conjunction with the accompanying notes.

Shire of Esperance Statutory Budget

For the year ending 30th June 2024

Index of Notes to the Budget



Note 1	Basis of Preparation	6
Note 2	Rates and Service Charges	8
Note 3	Net Current Assets	11
Note 4	Reconciliation of cash	14
Note 5	Fixed Assets	15
Note 6	Depreciation	16
Note 7	Borrowings	17
Note 8	Lease Liabilities	19
Note 9	Reserve Accounts	20
Note 10	Revenue Recognition	22
Note 11	Program Information	23
Note 12	Other Information	25
Note 13	Elected Members Remuneration	26
Note 14	Major Land Transactions	27
Note 15	Trading Undertakings and Major Trading Undertakings	29
Note 16	Trust Funds	30
Note 17	Fees and Charges	31

1(a) BASIS OF PREPARATION

The annual budget is a forward looking document and has been prepared in accordance with the Local Government Act 1995 and accompanying regulations.

Local Government Act 1995 requirements

Section 6.4(2) of the *Local Government Act 1995* read with the *Local Government (Financial Management) Regulations 1996* prescribe that the annual budget be prepared in accordance with the *Local Government Act 1995* and, to the extent that they are not inconsistent with the Act, the Australian Accounting Standards. The Australian Accounting Standards (as they apply to local governments and not-for-profit entities) and Interpretations of the Australian Accounting Standards Board were applied where no inconsistencies exist.

The *Local Government (Financial Management) Regulations 1996* specify that vested land is a right-of-use asset to be measured at cost, and is considered a zero cost concessionary lease. All right-of-use assets under zero cost concessionary leases are measured at zero cost rather than at fair value, except for vested improvements on concessionary land leases such as roads, buildings or other infrastructure which continue to be reported at fair value, as opposed to the vested land which is measured at zero cost. The measurement of vested improvements at fair value is a departure from AASB 16 which would have required the Shire to measure any vested improvements at zero cost.

Accounting policies which have been adopted in the preparation of this annual budget have been consistently applied unless stated otherwise. Except for cash flow and rate setting information, the annual budget has been prepared on the accrual basis and is based on historical costs, modified, where applicable, by the measurement at fair value of selected non-current assets, financial assets and liabilities.

The local government reporting entity

All funds through which the Shire controls resources to carry on its functions have been included in the financial statements forming part of this annual budget.

All monies held in the Trust Fund are excluded from the financial statements. A separate statement of those monies appears at Note 16 to the annual budget.

2022/23 actual balances

Balances shown in this budget as 2022/23 Actual are estimates as forecast at the time of preparation of the annual budget and are subject to final adjustments.

Budget comparative figures

Unless otherwise stated, the budget comparative figures shown in the budget relate to the original budget estimate for the relevant item of disclosure.

Comparative figures

Where required, comparative figures have been adjusted to conform with changes in presentation for the current financial year.

Rounding off figures

All figures shown in this statement are rounded to the nearest dollar.

Initial application of accounting standards

During the budget year, the below revised Australian Accounting Standards and Interpretations are expected to be compiled, become mandatory and be applicable to its operations.

- AASB 2021-2 Amendments to Australian Accounting Standards
 - Disclosure of Accounting Policies or Definition of Accounting Estimates
- AASB 2021-6 Amendments to Australian Accounting Standards
 - Disclosure of Accounting Policies: Tier 2 and Other Australian Accounting Standards
- AASB 2022-7 Editorial Corrections to Australian Accounting Standards and Repeal of Superseded and Redundant Standards

It is not expected these standards will have an impact on the annual budget.

New accounting standards for application in future years

The following new accounting standards will have application to local government in future years:

- AASB 2014-10 Amendments to Australian Accounting Standards
 - Sale or Contribution of Assets between an Investor and its Associate or Joint Venture
- AASB 2020-1 Amendments to Australian Accounting Standards
 - Classification of Liabilities as Current or Non-current
- AASB 2021-7c Amendments to Australian Accounting Standards
 - Effective Date of Amendments to AASB 10 and AASB 128 and Editorial Corrections [deferred AASB 10 and AASB 128 amendments in AASB 2014-10 apply]
- AASB 2022-5 Amendments to Australian Accounting Standards
 - Lease Liability in a Sale and Leaseback
- AASB 2022-6 Amendments to Australian Accounting Standards
 - Non-current Liabilities with Covenants
- AASB 2022-10 Amendments to Australian Accounting Standards
 - Fair Value Measurement of Non-Financial Assets of Not-for-Profit Public Sector Entities

It is not expected these standards will have an impact on the annual budget.

Judgements, estimates and assumptions

The preparation of the annual budget in conformity with Australian Accounting Standards requires management to make judgements, estimates and assumptions that effect the application of policies and reported amounts of assets and liabilities, income and expenses.

The estimates and associated assumptions are based on historical experience and various other factors that are believed to be reasonable under the circumstances; the results of which form the basis of making the judgements about carrying values of assets and liabilities that are not readily apparent from other sources. Actual results may differ from these estimates.

The balances, transactions and disclosures impacted by accounting estimates are as follows:

- estimated fair value of certain financial assets
- estimation of fair values of land and buildings and investment property
- impairment of financial assets
- estimation uncertainties and judgements made in relation to lease accounting
- estimated useful life of assets

1(b) KEY TERMS AND DEFINITIONS - NATURE OR TYPE

REVENUES

RATES

All rates levied under the *Local Government Act 1995*. Includes general, differential, specific area rates, minimum payment, interim rates, back rates, ex-gratia rates, less discounts offered.

Exclude administration fees, interest on instalments, interest on arrears, service charges and sewerage rates.

GRANTS, SUBSIDIES AND CONTRIBUTIONS

All amounts received as grants, subsidies and contributions that are not capital grants.

CAPITAL GRANTS, SUBSIDIES AND CONTRIBUTIONS

Amounts received specifically for the acquisition, construction of new or the upgrading of non-current assets paid to a local government, irrespective of whether these amounts are received as capital grants, subsidies, contributions or donations.

REVENUE FROM CONTRACTS WITH CUSTOMERS

Revenue from contracts with customers is recognised when the local government satisfies its performance obligations under the contract.

FEES AND CHARGES

Revenues (other than service charges) from the use of facilities and charges made for local government services, sewerage rates, rentals, hire charges, fee for service, photocopying charges, licences, sale of goods or information, fines, penalties and administration fees.

Local governments may wish to disclose more detail such as rubbish collection fees, rental of property, fines and penalties, other fees and charges.

SERVICE CHARGES

Service charges imposed under *Division 6 of Part 6 of the Local Government Act 1995*. Regulation 54 of the *Local Government (Financial Management) Regulations 1996* identifies the charges which can be raised. These are television and radio broadcasting, underground electricity and neighbourhood surveillance services and water.

Exclude rubbish removal charges which should not be classified as a service charge. Interest and other items of a similar nature received from bank and investment accounts, interest on rate instalments, interest on rate arrears and interest on debtors.

INTEREST EARNINGS

Interest and other items of a similar nature received from bank and investment accounts, interest on rate instalments, interest on rate arrears and interest on debtors.

OTHER REVENUE / INCOME

Other revenue, which cannot be classified under the above headings, includes dividends, discounts, rebates etc.

PROFIT ON ASSET DISPOSAL

Gain on the disposal of assets including gains on the disposal of long-term investments.

EXPENSES

EMPLOYEE COSTS

All costs associated with the employment of person such as salaries, wages, allowances, benefits such as vehicle and housing, superannuation, employment expenses, removal expenses, relocation expenses, worker's compensation insurance, training costs, conferences, safety expenses, medical examinations, fringe benefit tax, etc.

Note *AASB 119 Employee Benefits* provides a definition of employee benefits which should be considered.

MATERIALS AND CONTRACTS

All expenditures on materials, supplies and contracts not classified under other headings. These include supply of goods and materials, legal expenses, consultancy, maintenance agreements, communication expenses (such as telephone and internet charges), advertising expenses, membership, periodicals, publications, hire expenses, rental, leases, postage and freight etc.

Local governments may wish to disclose more detail such as contract services, consultancy, information technology and rental or lease expenditures.

UTILITIES (GAS, ELECTRICITY, WATER)

Expenditures made to the respective agencies for the provision of power, gas or water.

Exclude expenditures incurred for the reinstatement of roadwork on behalf of these agencies.

INSURANCE

All insurance other than worker's compensation and health benefit insurance included as a cost of employment.

LOSS ON ASSET DISPOSAL

Loss on the disposal of fixed assets.

DEPRECIATION ON NON-CURRENT ASSETS

Depreciation and amortisation expenses raised on all classes of assets.

FINANCE COSTS

Interest and other costs of finance paid, including costs of finance for loan debentures, overdraft accommodation and refinancing expenses.

OTHER EXPENDITURE

Statutory fees, taxes, provision for bad debts, member's fees or levies including DFES levy and State taxes. Donations and subsidies made to community groups.

2. RATES AND SERVICE CHARGES

(a) Rating Information

Rate Description	Basis of valuation	Rate in	Number of properties	Rateable value	2023/24 Budgeted rate revenue	2023/24 Budgeted interim rates	2023/24 Budgeted back rates	2023/24 Budgeted total revenue	2022/23 Actual total revenue	2022/23 Budget total revenue
		\$		\$	\$	\$	\$	\$	\$	\$
(i) General rates										
GRV - Residential	Gross rental valuation	0.114809	3,960	66,690,290	7,656,654	35,011	0	7,691,665	7,174,305	7,161,168
GRV - Commercial/Industrial	Gross rental valuation	0.114809	415	27,400,213	3,145,794	0	0	3,145,794	2,953,821	2,939,152
GRV - Vacant	Gross rental valuation	0.114809	79	1,543,435	177,200	0	0	177,200	166,043	170,892
UV - Rural	Unimproved valuation	0.004392	985	2,430,106,000	10,673,730	0	0	10,673,730	9,947,640	9,944,605
Total general rates			5,439	2,525,739,938	21,653,378	35,011	0	21,688,389	20,241,809	20,215,817
(ii) Minimum payment										
		Minimum								
		\$								
GRV - Residential	Gross rental valuation	1,356	1,372	13,214,693	1,860,432	0	0	1,860,432	1,739,924	1,749,102
GRV - Commercial/Industrial	Gross rental valuation	1,356	62	425,015	84,072	0	0	84,072	79,564	80,199
GRV - Vacant	Gross rental valuation	1,356	522	2,613,400	707,832	0	0	707,832	657,919	683,601
UV - Rural	Unimproved valuation	1,375	203	35,877,300	279,125	0	0	279,125	199,959	201,134
UV - Commercial/Industrial	Unimproved valuation	1,375	4	400,491	5,501	0	0	5,501	5,093	3,819
UV - Mining	Unimproved valuation	1,375	167	3,563,921	229,625	0	0	229,625	197,205	174,401
Total minimum payments			2,330	56,094,820	3,166,587	0	0	3,166,587	2,879,664	2,892,256
Total general rates and minimum payments			7,769	2,581,834,758	24,819,965	35,011	0	24,854,976	23,121,473	23,108,073
(iv) Ex-gratia rates										
CBH Storage Facilities					397,936			397,936	352,802	352,802
Total ex-gratia rates					397,936	0	0	397,936	352,802	352,802
					25,217,901	35,011	0	25,252,912	23,474,275	23,460,875
Waivers or Concessions (Refer note 2(d))					(16,282)			(16,282)	(17,199)	(17,199)
Total rates					25,201,619	35,011	0	25,236,630	23,457,076	23,443,676
Prepaid Rates					100,000			100,000	178,295	100,000
Total rates including prepaid rates					25,301,619	35,011	0	25,336,630	23,635,371	23,543,676

The Shire did not raise specified area rates for the year ended 30th June 2024.

All rateable properties within the district used predominately for non-rural purposes are rated according to their Gross Rental Valuation (GRV), all other properties are rated according to their Unimproved Valuation (UV).

The general rates detailed for the 2023/24 financial year have been determined by Council on the basis of raising the revenue required to meet the estimated deficiency between the total estimated expenditure proposed in the budget and the estimated revenue to be received from all sources other than general rates and also considering the extent of any increase in rating over the level adopted in the previous year.

The minimum rates have been determined by Council on the basis that all ratepayers must make a reasonable contribution to the cost of local government services/facilities.

Shire of Esperance Statutory Budget

For the year ending 30th June 2024

Notes to and forming part of the budget

2. RATES AND SERVICE CHARGES (CONTINUED)

(b) Interest Charges and Instalments - Rates and Service Charges

Instalment options	Date due	Instalment plan admin charge	Instalment plan interest rate	Unpaid rates interest rates
		\$	%	%
Option one				
Single full payment	27/09/2023	0	0.00%	11.00%
Option three				
First instalment	27/09/2023	0	4.00%	11.00%
Second instalment	22/11/2023			
Third instalment	17/01/2024			
Fourth instalment	14/03/2024			

	2023/24 Budget revenue	2022/23 Actual revenue	2022/23 Budget revenue
	\$	\$	\$
Instalment plan interest earned	60,000	33,633	35,000
Unpaid rates and service charge interest earned	19,000	13,195	16,000
	79,000	46,828	51,000

Shire of Esperance

Statutory Budget

For the year ending 30th June 2024

Notes to and forming part of the budget

2. RATES AND SERVICE CHARGES (CONTINUED)

(c) Service Charges

The Shire did not raise service charges for the year ended 30th June 2024.

(d) Waivers or concessions

Rate, fee or charge to which the waiver or concession is granted	Type	Waiver/Concession	Discount %	Discount (\$)	2023/24 Budget	2022/23 Actual	2022/23 Budget	Circumstances in which the waiver or concession is granted	Objects and reasons of the waiver or concession
Unserviced Development Area 3 Lots		Concession	%	\$	\$ 15,594	\$ 16,562	\$ 16,562	Lots have no roads or services available to them.	
Unserviced Israelite Bay Lot		Concession			688	637	637	Lot has no services available to it and it is very remote.	
					16,282	17,199	17,199		

Shire of Esperance Statutory Budget

For the year ending 30th June 2024

Notes to and forming part of the budget

3. NET CURRENT ASSETS

(a) Composition of estimated net current assets

Current assets

Cash and cash equivalents
Financial assets
Receivables
Contract assets
Inventories
Other assets

Less: current liabilities

Trade and other payables
Contract liabilities
Lease liabilities
Long term borrowings
Employee provisions

Net current assets

Less: Total adjustments to net current assets

Net current assets used in the Statement of Financial Activity

Note	2023/24 Budget 30 June 2024	2022/23 Actual 30 June 2023	2022/23 Budget 30 June 2023
	\$	\$	\$
4	28,454,764	47,247,389	29,735,680
	494,457	190,736	190,736
	1,467,931	1,597,931	1,267,773
	826,375	1,226,375	374,193
	449,132	1,609,486	526,956
	273,763	191,763	0
	31,966,422	52,063,680	32,095,338
	(2,815,813)	(2,470,313)	(3,888,086)
	(4,878,442)	(3,378,442)	(1,611,302)
8	(213)	(8,784)	(8,784)
7	(1,301,776)	(245,549)	(245,548)
	(2,975,472)	(3,733,248)	(2,959,856)
	(11,971,716)	(9,836,336)	(8,713,576)
	19,994,706	42,227,344	23,381,762
3(d)	(20,016,706)	(38,152,083)	(23,418,237)
	(22,000)	4,075,261	(36,475)

3. NET CURRENT ASSETS (CONTINUED)

EXPLANATION OF DIFFERENCE IN NET CURRENT ASSETS AND SURPLUS/(DEFICIT)

Items excluded from calculation of budgeted deficiency

When calculating the budget deficiency for the purpose of Section 6.2 (2)(c) of the *Local Government Act 1995* the following amounts have been excluded as provided by *Local Government (Financial Management) Regulation 32* which will not fund the budgeted expenditure.

(b) Non-cash amounts excluded from operating activities

The following non-cash revenue or expenditure has been excluded from amounts attributable to operating activities within the Statement of Financial Activity in accordance with *Financial Management Regulation 32*.

Adjustments to operating activities

Less: Profit on asset disposals	5	(672,538)	(1,572,415)	(553,536)
Less: Fair value adjustments to financial assets at fair value through profit and loss		0	(6,451)	0
Add: Loss on asset disposals	5	130,124	56,443	290,637
Add: Depreciation	6	25,435,663	21,515,330	20,738,656
Non-cash movements in non-current assets and liabilities:				
- Pensioner deferred rates		5,000	3,950	5,000
- Employee provisions associated with restricted cash		216,484	1,294,396	47,126
- Employee provisions		100,000	165,732	10,000
- Other provisions		0	290,498	0
- lease liability		14,321	(14,321)	(17,133)
- Inventory		(1,514,321)	(943,838)	236,404

Non cash amounts excluded from operating activities

	23,714,733	20,789,324	20,757,154
--	------------	------------	------------

(c) Non-cash amounts excluded from investing activities

The following non-cash revenue or expenditure has been excluded from amounts attributable to investing activities within the Statement of Financial Activity in accordance with *Financial Management Regulation 32*.

Adjustments to investing activities

Movement in current other provision associated with restricted cash

Non cash amounts excluded from investing activities

	1,500,000	0	0
	1,500,000	0	0

(d) Current assets and liabilities excluded from budgeted deficiency

The following current assets and liabilities have been excluded from the net current assets used in the Statement of Financial Activity in accordance with *Financial Management Regulation 32* to agree to the surplus/(deficit) after imposition of general rates.

Adjustments to net current assets

Less: Cash - reserve accounts	9	(24,074,890)	(39,107,270)	(25,091,696)
Less: Current assets not expected to be received at end of year				
- Current financial assets at amortised cost - self supporting loans		(494,457)	(190,736)	(190,736)
- Land held for resale		(500,000)	(985,354)	(176,057)
Add: Current liabilities not expected to be cleared at end of year				
- Current portion of borrowings		1,301,776	245,549	245,548
- Current portion of lease liabilities		213	8,784	8,784
- Current portion of other provisions held in reserve		1,500,000	0	0
- Current portion of employee benefit provisions held in reserve		2,250,652	1,876,944	1,785,920
Total adjustments to net current assets		(20,016,706)	(38,152,083)	(23,418,237)

3(e) NET CURRENT ASSETS (CONTINUED)

MATERIAL ACCOUNTING POLICIES

CURRENT AND NON-CURRENT CLASSIFICATION

The asset or liability is classified as current if it is expected to be settled within the next 12 months, being the Shire's operational cycle. In the case of liabilities where the Shire does not have the unconditional right to defer settlement beyond 12 months, such as vested long service leave, the liability is classified as current even if not expected to be settled within the next 12 months. Inventories held for trading are classified as current or non-current based on the Shire's intentions to release for sale.

TRADE AND OTHER PAYABLES

Trade and other payables represent liabilities for goods and services provided to the Shire prior to the end of the financial year that are unpaid and arise when the Shire becomes obliged to make future payments in respect of the purchase of these goods and services. The amounts are unsecured, are recognised as a current liability and are normally paid within 30 days of recognition. The carrying amounts of trade and other payables are considered to be the same as their fair values, due to their short-term nature.

PREPAID RATES

Prepaid rates are, until the taxable event has occurred (start of the next financial year), refundable at the request of the ratepayer. Rates received in advance are initially recognised as a financial liability. When the taxable event occurs, the financial liability is extinguished and the Shire recognises revenue for the prepaid rates that have not been refunded.

INVENTORIES

General

Inventories are measured at the lower of cost and net realisable value.

Net realisable value is the estimated selling price in the ordinary course of business less the estimated costs of completion and the estimated costs necessary to make the sale.

Superannuation

The Shire contributes to a number of superannuation funds on behalf of employees. All funds to which the Shire contributes are defined contribution plans.

LAND HELD FOR RESALE

Land held for development and sale is valued at the lower of cost and net realisable value. Cost includes the cost of acquisition, development, borrowing costs and holding costs until completion of development. Finance costs and holding charges incurred after development is completed are expensed.

Gains and losses are recognised in profit or loss at the time of signing an unconditional contract of sale if significant risks and rewards, and effective control over the land, are passed on to the buyer at this point.

Land held for resale is classified as current except where it is held as non-current based on the Shire's intentions to release for sale.

GOODS AND SERVICES TAX (GST)

Revenues, expenses and assets are recognised net of the amount of GST, except where the amount of GST incurred is not recoverable from the Australian Taxation Office (ATO).

Receivables and payables are stated inclusive of GST receivable or payable. The net amount of GST recoverable from, or payable to, the ATO is included with receivables or payables in the statement of financial position.

Cash flows are presented on a gross basis. The GST components of cash flows arising from investing or financing activities which are recoverable from, or payable to, the ATO are presented as operating cash flows.

CONTRACT LIABILITIES

Contract liabilities represent the Shire's obligation to transfer goods or services to a customer for which the Shire has received consideration from the customer.

Contract liabilities represent obligations which are not yet satisfied. Contract liabilities are recognised as revenue when the performance obligations in the contract are satisfied.

TRADE AND OTHER RECEIVABLES

Trade and other receivables include amounts due from ratepayers for unpaid rates and service charges and other amounts due from third parties for grants, contributions, reimbursements, and goods sold and services performed in the ordinary course of business.

Trade and other receivables are recognised initially at the amount of consideration that is unconditional, unless they contain significant financing components, when they are recognised at fair value.

Trade receivables are held with the objective to collect the contractual cashflows and therefore the Shire measures them subsequently at amortised cost using the effective interest rate method.

Due to the short term nature of current receivables, their carrying amount is considered to be the same as their fair value. Non-current receivables are indexed to inflation, any difference between the face value and fair value is considered immaterial.

The Shire applies the AASB 9 simplified approach to measuring expected credit losses using a lifetime expected loss allowance for all trade receivables. To measure the expected credit losses, rates receivable are separated from other trade receivables due to the difference in payment terms and security for rates receivable.

PROVISIONS

Provisions are recognised when the Shire has a present legal or constructive obligation, as a result of past events, for which it is probable that an outflow of economic benefits will result and that outflow can be reliably measured.

Provisions are measured using the best estimate of the amounts required to settle the obligation at the end of the reporting period.

EMPLOYEE BENEFITS

Short-term employee benefits

Provision is made for the Shire's obligations for short-term employee benefits. Short term employee benefits are benefits (other than termination benefits) that are expected to be settled wholly before 12 months after the end of the annual reporting period in which the employees render the related service, including wages, salaries and sick leave. Short-term employee benefits are measured at the (undiscounted) amounts expected to be paid when the obligation is settled.

The Shire's obligations for short-term employee benefits such as wages, salaries and sick leave are recognised as a part of current trade and other payables in the determination of the net current asset position. The Shire's obligations for employees' annual leave and long service leave entitlements are recognised as provisions in the determination of the net current asset position.

Other long-term employee benefits

Long-term employee benefits provisions are measured at the present value of the expected future payments to be made to employees. Expected future payments incorporate anticipated future wage and salary levels, durations of service and employee departures and are discounted at rates determined by reference to market yields at the end of the reporting period on government bonds that have maturity dates that approximate the terms of the obligations. Any remeasurements for changes in assumptions of obligations for other long-term employee benefits are recognised in profit or loss in the periods in which the changes occur.

The Shire's obligations for long-term employee benefits are presented as non-current provisions in its statement of financial position, except where the Shire does not have an unconditional right to defer settlement for at least 12 months after the end of the reporting period, in which case the obligations are presented as current provisions.

CONTRACT ASSETS

Contract assets primarily relate to the Shire's right to consideration for work completed but not billed at the end of the period.

4. RECONCILIATION OF CASH

For the purposes of the Statement of Cash Flows, cash includes cash and cash equivalents, net of outstanding bank overdrafts. Estimated cash at the end of the reporting period is as follows:

	Note	2023/24 Budget	2022/23 Actual	2022/23 Budget
Cash at bank and on hand		\$ 21,454,764	\$ 32,247,389	\$ 20,735,680
Term deposits		7,000,000	15,000,000	9,000,000
Total cash and cash equivalents		28,454,764	47,247,389	29,735,680
Held as				
- Unrestricted cash and cash equivalents	3(a)	4,379,874	8,140,119	3,032,682
- Restricted cash and cash equivalents	3(a)	24,074,890	39,107,270	26,702,998
		28,454,764	47,247,389	29,735,680
Restrictions				
The following classes of assets have restrictions imposed by regulations or other externally imposed requirements which limit or direct the purpose for which the resources may be used:				
- Cash and cash equivalents		24,074,890	39,107,270	26,702,998
		24,074,890	39,107,270	26,702,998
The assets are restricted as a result of the specified purposes associated with the liabilities below:				
Financially backed reserves	9	24,074,890	39,107,270	25,091,696
Contract liabilities		0	0	1,611,302
		24,074,890	39,107,270	26,702,998
Reconciliation of net cash provided by operating activities to net result				
Net result		4,533,765	5,003,205	1,003,688
Depreciation	6	25,435,663	21,515,330	20,738,656
(Profit)/loss on sale of asset	5	(542,414)	(1,515,972)	(262,899)
(Increase)/decrease in receivables		125,000	(104,107)	224,000
(Increase)/decrease in contract assets		400,000	(430,097)	500,000
(Increase)/decrease in inventories		175,000	(136,692)	2,000
(Increase)/decrease in other assets		(82,000)	(72,870)	
Increase/(decrease) in payables		345,500	(634,773)	783,000
Increase/(decrease) in contract liabilities		1,500,000	1,167,140	(600,000)
Increase/(decrease) in other provision		0	290,498	0
Increase/(decrease) in employee provisions		600,000	618,364	20,000
Capital grants, subsidies and contributions		(24,857,455)	(8,245,196)	(14,754,952)
Net cash from operating activities		7,633,059	17,454,830	7,653,493

MATERIAL ACCOUNTING POLICES

CASH AND CASH EQUIVALENTS

Cash and cash equivalents include cash on hand, cash at bank, deposits available on demand with banks, other short term highly liquid investments that are readily convertible to known amounts of cash and which are subject to an insignificant risk of changes in value and bank overdrafts.

Bank overdrafts are shown as short term borrowings in current liabilities in Note 3 - Net Current Assets.

FINANCIAL ASSETS AT AMORTISED COST

The Shire classifies financial assets at amortised cost if both of the following criteria are met:

- the asset is held within a business model whose objective is to collect the contractual cashflows, and
- the contractual terms give rise to cash flows that are solely payments of principal and interest.

5. FIXED ASSETS

The following assets are budgeted to be acquired and/or disposed of during the year.

	2023/24 Budget Additions	2023/24 Budget In-kind Additions	2023/24 Budget Disposals - Net Book Value	2023/24 Budget Disposals - Sale Proceeds	2023/24 Budget Disposals - Profit or Loss	2022/23 Actual Additions	2022/23 Actual In-kind Additions	2022/23 Actual Disposals - Net Book Value	2022/23 Actual Disposals - Sale Proceeds	2022/23 Actual Disposals - Profit or Loss	2022/23 Budget Additions	2022/23 Budget In-kind Additions	2022/23 Budget Disposals - Net Book Value	2022/23 Budget Disposals - Sale Proceeds	2022/23 Budget Disposals - Profit or Loss
	\$	\$	\$	\$	\$	\$	\$	\$	\$	\$	\$	\$	\$	\$	\$
(a) Property, Plant and Equipment															
Land - freehold land	335,000	0	0	0	0	781,960	0	0	0	0					0
Plant and equipment	19,525,476	0	805,848	773,262	(32,586)	7,246,674	0	833,820	1,016,790	182,970	8,903,808	0	1,526,651	1,299,550	(227,101)
Total	19,860,476	0	805,848	773,262	(32,586)	8,028,634	0	833,820	1,016,790	182,970	8,903,808	0	1,526,651	1,299,550	(227,101)
(b) Infrastructure															
Infrastructure - roads	27,284,249	0	0	0	0	14,683,962	0	0	0	0	24,569,743	0	0	0	0
Total	27,284,249	0	0	0	0	14,683,962	0	0	0	0	24,569,743	0	0	0	0
(c) Land held for resale															
Development costs	5,993,079	0	575,000	1,150,000	575,000	2,347,249	0	2,481,790	3,814,792	1,333,002	3,260,839	0	490,000	980,000	490,000
Total	5,993,079	0	575,000	1,150,000	575,000	2,347,249	0	2,481,790	3,814,792	1,333,002	3,260,839	0	490,000	980,000	490,000
Total	53,137,804	0	1,380,848	1,923,262	542,414	25,059,845	0	3,315,610	4,831,582	1,515,972	36,734,390	0	2,016,651	2,279,550	262,899

MATERIAL ACCOUNTING POLICIES

RECOGNITION OF ASSETS

Assets for which the fair value as at the date of acquisition is under \$5,000 are not recognised as an asset in accordance with Financial Management Regulation 17A (5). These assets are expensed immediately.

Where multiple individual low value assets are purchased together as part of a larger asset or collectively forming a larger asset exceeding the threshold, the individual assets are recognised as one asset and capitalised.

GAINS AND LOSSES ON DISPOSAL

Gains and losses on disposals are determined by comparing proceeds with the carrying amount. These gains and losses are included in profit or loss in the period which they arise.

6. DEPRECIATION

By Class

Buildings	2,278,415	2,260,695	2,238,118
Furniture and equipment	110,388	105,807	84,400
Plant and equipment	670,573	681,288	490,994
Motor vehicles	347,907	331,412	258,801
Road making plant	2,893,588	1,300,648	1,303,618
Infrastructure - roads	1,342,627	14,520,597	14,233,732
Infrastructure - other	17,792,165	2,314,883	2,128,993
	25,435,663	21,515,330	20,738,656

By Program

Governance	276,242	279,037	254,122
Law, order, public safety	640,465	639,722	474,923
Education and welfare	311,118	305,140	305,349
Community amenities	289,180	266,220	290,745
Recreation and culture	3,988,658	3,524,259	3,286,252
Transport	18,408,375	15,058,591	14,710,252
Economic services	28,307	25,323	24,047
Other property and services	1,493,318	1,417,038	1,392,966
	25,435,663	21,515,330	20,738,656

MATERIAL ACCOUNTING POLICIES

DEPRECIATION

The depreciable amount of all fixed assets including buildings but excluding freehold land, are depreciated on a straight-line basis over the individual asset's useful life from the time the asset is held ready for use. Leasehold improvements are depreciated over the shorter of either the unexpired period of the lease or the estimated useful life of the improvements.

The assets residual values and useful lives are reviewed, and adjusted if appropriate, at the end of each reporting period.

An asset's carrying amount is written down immediately to its recoverable amount if the asset's carrying amount is greater than its estimated recoverable amount.

Major depreciation periods used for each class of depreciable asset are:

Buildings	30 to 75 years
Furniture and equipment	5 to 20 years
Plant and equipment	3 to 15 years
Motor vehicles	5 to 20 years
Road making plant	5 to 10 years
Infrastructure - roads	15 to 60 years
Infrastructure - other	10 to 100 years

7. BORROWINGS

(a) Borrowing repayments

Movement in borrowings and interest between the beginning and the end of the current financial year.

Purpose	Loan Number	Institution	Interest Rate	Budget	2023/24	2023/24	Budget	2023/24	Actual	2022/23	2022/23	Actual	2022/23	Budget	2022/23	2022/23	Budget	2022/23
				Principal 1 July 2023	Budget New Loans	Budget Principal Repayments	Principal outstanding 30 June 2024	Budget Interest Repayments	Principal 1 July 2022	Actual New Loans	Actual Principal Repayments	Principal outstanding 30 June 2023	Actual Interest Repayments	Principal 1 July 2022	Budget New Loans	Budget Principal Repayments	Principal outstanding 30 June 2023	Budget Interest Repayments
Shark Lake Industrial Park	296	WATC	4.50%	\$ 675,789	\$ 0	\$ (54,813)	\$ 620,976	\$ (34,550)	\$ 728,206	\$ 0	\$ (52,417)	\$ 675,789	\$ (37,248)	\$ 728,206	\$ 0	\$ (52,417)	\$ 675,789	\$ (37,254)
				675,789	0	(54,813)	620,976	(34,550)	728,206	0	(52,417)	675,789	(37,248)	728,206	0	(52,417)	675,789	(37,254)
Self Supporting Loans																		
Pink Lake Country Club	261	WATC	6.6%	0	0	0	0	0	6,184	0	(6,184)	0	(101)	6,184	0	(6,184)	0	74
Recherche Aged Welfare	291	WATC	6.4%	184,065	0	(19,811)	164,254	(12,484)	202,663	0	(18,598)	184,065	(13,776)	202,663	0	(18,598)	184,065	(13,814)
Esperance Bay Yacht Club	295	WATC	5.0%	257,982	0	(19,208)	238,774	(14,059)	276,263	0	(18,281)	257,982	(15,129)	276,263	0	(18,281)	257,982	(15,052)
Newtown Condingup Football Club	299	WATC	2.3%	32,265	0	(6,069)	26,196	(1,043)	38,153	0	(5,888)	32,265	(1,374)	38,153	0	(5,888)	32,265	(1,246)
Esperance Bay Yacht Club	300	WATC	2.6%	6,360	0	(6,360)	0	(43)	18,833	0	(12,473)	6,360	(442)	18,833	0	(12,473)	6,360	(444)
Gibson Football Club	301	WATC	2.5%	41,976	0	(41,975)	1	(754)	82,940	0	(40,964)	41,976	(2,063)	82,940	0	(40,964)	41,976	(2,069)
Condongup District Recreation Assoc	302	WATC	1.8%	356,170	0	(48,813)	307,357	(5,481)	404,546	0	(48,376)	356,170	(6,234)	404,546	0	(48,376)	356,170	(6,255)
Esperance Tennis Club	303	WATC	0.6%	10,061	0	(5,015)	5,046	(116)	15,046	0	(4,985)	10,061	(187)	15,046	0	(4,985)	10,061	(186)
Esperance Bay Yacht Club	304	WATC	2.3%	697,054	0	(43,485)	653,569	(19,144)	739,534	0	(42,478)	697,054	(21,762)	739,534	0	(42,478)	697,054	(20,420)
				1,585,933	0	(190,736)	1,395,197	(53,124)	1,784,162	0	(198,227)	1,585,933	(61,068)	1,784,162	0	(198,227)	1,585,933	(59,412)
				2,261,722	0	(245,549)	2,016,173	(87,674)	2,512,368	0	(250,644)	2,261,722	(98,316)	2,512,368	0	(250,646)	2,261,722	(96,666)

All borrowing repayments, other than self supporting loans, will be financed by general purpose revenue. The self supporting loan(s) repayment will be fully reimbursed.

7. BORROWINGS

(b) New borrowings - 2023/24

Particulars/Purpose	Institution	Loan type	Term (years)	Interest rate	Amount borrowed budget	Total interest & charges	Amount used budget	Balance unspent
				%	\$	\$	\$	\$
Flinders Subdivision Sta	WATC	Debenture		N/A	2,500,000	N/A	2,500,000	0
					2,500,000	0	2,500,000	0

(c) Unspent borrowings

The Shire had no unspent borrowing funds as at 30th June 2023 nor is it expected to have unspent borrowing funds as at 30th June 2024.

(d) Credit Facilities

	2023/24 Budget	2022/23 Actual	2022/23 Budget
	\$	\$	\$
Undrawn borrowing facilities credit standby arrangements			
Bank overdraft limit	200,000	200,000	200,000
Bank overdraft at balance date	0	0	0
Credit card limit	80,000	80,000	80,000
Credit card balance at balance date	0	2,067	0
Total amount of credit unused	280,000	282,067	280,000
Loan facilities			
Loan facilities in use at balance date	2,016,173	2,261,722	2,261,722

MATERIAL ACCOUNTING POLICIES

BORROWING COSTS

The Shire has elected to recognise borrowing costs as an expense when incurred regardless of how the borrowings are applied.

Fair values of borrowings are not materially different to their carrying amounts, since the interest payable on those borrowings is either close to current market rates or the borrowings are of a short term nature. Borrowings fair values are based on discounted cash flows using a current borrowing rate. They are classified as level 3 fair values in the fair value hierarchy due to the unobservable inputs, including own credit risk.

8. LEASE LIABILITIES

Purpose	Lease Number	Institution	Lease Interest Rate	Lease Term	Budget Lease Principal	2023/24 Budget New Leases	2023/24 Budget Lease Principal Repayments	Budget Lease Principal outstanding	2023/24 Budget Lease Interest Repayments	Actual Principal	2022/23 Actual New Leases	2022/23 Actual Lease Principal repayments	Actual Lease Principal outstanding	2022/23 Actual Lease Interest repayments	Budget Principal	2022/23 Budget New Leases	2022/23 Budget Lease Principal repayments	Budget Lease Principal outstanding	2022/23 Budget Lease Interest repayments
					1 July 2023			30 June 2024		1 July 2022			30 June 2023	1 July 2022			30 June 2023	1 July 2022	
Motor vehicle		Toyota	1.40%	27 months	\$ 3,230	\$ 0	\$ (3,017)	\$ 213	\$ (12)	\$ 9,202	\$ 0	\$ (5,972)	\$ 3,230	\$ (85)	\$ 9,202	\$ 0	\$ (5,972)	\$ 3,230	\$ (85)
Gym equipment		Maia Financial	1.40%	60 months	5,767	0	(5,767)	0	(14)	22,900	0	(17,133)	5,767	(210)	22,900	0	(17,133)	5,767	(210)
					8,997	0	(8,784)	213	(26)	32,102	0	(23,105)	8,997	(295)	32,102	0	(23,105)	8,997	(295)

MATERIAL ACCOUNTING POLICIES

LEASES

At the inception of a contract, the Shire assesses whether the contract is, or contains, a lease. A contract is, or contains, a lease if the contract conveys the right to control the use of an identified asset for a period of time in exchange for consideration.

At the commencement date, a right-of-use asset is recognised at cost and a lease liability at the present value of the lease payments that are not paid at that date. The lease payments are discounted using the interest rate implicit in the lease, if that rate can be readily determined. If that rate cannot be readily determined, the Shire uses its incremental borrowing rate.

LEASE LIABILITIES

The present value of future lease payments not paid at the reporting date discounted using the incremental borrowing rate where the implicit interest rate in the lease is not readily determined.

Shire of Esperance Statutory Budget

For the year ending 30th June 2024

Notes to and forming part of the budget

9. RESERVE ACCOUNTS

(a) Reserve Accounts - Movement

	2023/24 Budget Opening Balance	2023/24 Budget Transfer to	2023/24 Budget Transfer (from)	2023/24 Budget Closing Balance	2022/23 Actual Opening Balance	2022/23 Actual Transfer to	2022/23 Actual Transfer (from)	2022/23 Actual Closing Balance	2022/23 Budget Opening Balance	2022/23 Budget Transfer to	2022/23 Budget Transfer (from)	2022/23 Budget Closing Balance
	\$	\$	\$	\$	\$	\$	\$	\$	\$	\$	\$	\$
Restricted by council												
(a) Employee Entitlements Long Service Leave	1,308,315	31,714	0	1,340,029	1,204,563	103,752	0	1,308,315	1,204,562	5,533	0	1,210,095
(b) Land Purchase and Development	4,753,852	1,265,232	(4,458,079)	1,561,005	4,159,764	3,931,831	(3,337,743)	4,753,852	4,159,764	1,254,689	(3,300,839)	2,113,614
(c) Eastern Suburbs Water Pipeline	39,180	950	0	40,130	38,138	1,042	0	39,180	38,139	194	0	38,333
(d) Jetty	317,976	147,708	0	465,684	173,244	144,732	0	317,976	173,244	140,806	0	314,050
(e) Aerodrome	6,850,889	278,967	(737,000)	6,392,856	6,541,811	586,293	(277,215)	6,850,889	6,542,318	271,918	(578,457)	6,235,779
(f) Sanitation (Rubbish Removal)	11,259,137	1,050,586	(3,592,007)	8,717,716	9,976,260	1,657,522	(374,645)	11,259,137	9,976,260	1,618,386	(845,857)	10,748,789
(g) EHC Asset Replacement	994,990	24,119	(484,342)	534,767	1,198,613	292,786	(496,409)	994,990	1,198,613	2,788	(679,146)	522,255
(h) Esperance Home Care Fundraising	743,736	18,028	0	761,764	357,890	385,846	0	743,736	357,890	1,408	0	359,298
(i) Unspent Grants and Contributions	8,168,376	0	(8,168,376)	0	6,220,287	8,168,376	(6,220,287)	8,168,376	6,220,287	0	(6,220,287)	0
(j) Plant Replacement	768,104	18,619	(170,800)	615,923	484,355	283,749	0	768,104	484,354	387,990	0	872,344
(k) Building Maintenance	2,086,654	305,795	(509,785)	1,882,664	1,644,550	589,368	(147,264)	2,086,654	1,644,549	1,560	(613,500)	1,032,609
(l) Governance and Workers Compensation	43,752	81,061	(62,364)	62,449	77,632	82,120	(116,000)	43,752	77,632	80,714	(116,000)	42,346
(m) IT System and Process Development	44,025	51,067	(19,500)	75,592	61,544	1,681	(19,200)	44,025	61,545	191	(30,000)	31,736
(n) Esperance Home Care Annual Leave	318,826	7,728	0	326,554	296,438	22,388	0	318,826	296,438	1,956	0	298,394
(o) Esperance Home Care Long Service Leave	311,601	7,553	0	319,154	252,848	58,753	0	311,601	252,848	1,234	0	254,082
(p) Priority Projects	540,131	63,093	(195,866)	407,358	727,990	69,882	(257,741)	540,131	727,990	53,816	(309,500)	472,306
(q) Off Street Parking	557,726	13,519	0	571,245	543,406	14,320	0	557,726	542,899	2,767	0	545,666
	39,107,270	3,365,739	(18,398,119)	24,074,890	33,959,333	16,394,441	(11,246,504)	39,107,270	33,959,332	3,825,950	(12,693,586)	25,091,696

9 RESERVE ACCOUNTS

(b) Reserve Accounts - Purposes

In accordance with Council resolutions in relation to each reserve account, the purpose for which the reserves are set aside are as follows:

Reserve name	Anticipated date of use	Purpose of the reserve
(a) Employee Entitlements Long Service Leave	Ongoing	Established to fund a portion of future commitments for employee entitlements incurred as a result of employing staff and workers.
(b) Land Purchase and Development	Ongoing	Established to fund land improvements and sub-division development.
(c) Eastern Suburbs Water Pipeline	Ongoing	Established to provide funds to recycle waste water to recreation grounds. Funded by the proceeds from the sale of water to users.
(d) Jetty	Ongoing	Established to provide funds for maintenance and capital works of the main jetty at the foreshore headland. Funded from general purpose income and donations.
(e) Aerodrome	Ongoing	Established to fund future development and upgrades of the airport facility. Funded by the annual surplus derived from operation of the airport.
(f) Sanitation (Rubbish Removal)	Ongoing	Established to fund the purpose of major sanitation equipment and for the future development of waste disposal facilities. Funded from the annual surplus derived from property rubbish disposal collection fees after expenses.
(g) EHC Asset Replacement	Ongoing	Established for the purpose of Esperance Home Care to hold annual depreciation reserved and surplus cash for the replacement of HACC and other externally funded assets in accordance with HACC guidelines.
(h) Esperance Home Care Fundraising	Ongoing	Established for the purpose of holding the net proceeds of volunteer fundraising activities relating to the operation of Esperance Home Care.
(i) Unspent Grants and Contributions	Ongoing	Established for the purpose of containing funds that are derived from unspent or prepaid grants and contributions from external parties.
(j) Plant Replacement	Ongoing	Established to minimise and if possible eliminate any need to rely upon loan finance or unreasonable rate increases to finance the acquisition of major plant items as per Council Policy. Funding is from general purpose income. Amounts allocated will be re-assessed annually in response to revisions of the five year plant replacement program and the associated forward cost estimates.
(k) Building Maintenance	Ongoing	Established to hold unexpended funds from the building maintenance program for the use of building maintenance and refurbishment of Council buildings.
(l) Governance and Workers Compensation	Ongoing	Established for the purpose of future workers compensation insurance costs under the performance based contribution scheme; or cyclical gross rental valuation cost for rating purposes; or unforeseen legal costs.
(m) IT System and Process Development	Ongoing	Established to finance the acquisition and enhancement of information technology across the Shire. Ongoing appropriations from the Municipal fund are provided as and when needed.
(n) Esperance Home Care Annual Leave	Ongoing	Established to fund future commitments for annual leave entitlements as a result of employing staff. Funded from external grant funding.
(o) Esperance Home Care Long Service Leave	Ongoing	Established to fund future commitments for long service leave entitlements as a result of employing staff. Funded from external grant funding.
(p) Priority Projects	Ongoing	Established to fund sufficient capacity to assist with the design, construction and operation of priority projects as determined by Council.
(q) Off Street Parking	Ongoing	Established to provide funds for the future development of central business car parking in order to make provisions for future business expansion of the CBD. Funded by general purpose income and contributions.

10 REVENUE RECOGNITION

MATERIAL ACCOUNTING POLICIES

Recognition of revenue from contracts with customers is dependant on the source of revenue and the associated terms and conditions associated with each source of revenue and recognised as follows:

Revenue Category	Nature of goods and services	When obligations typically satisfied	Payment terms	Returns/Refunds/Warranties	Determination of transaction price	Allocating transaction price	Measuring obligations for returns	Timing of Revenue recognition
Grant contracts with customers	Community events, minor facilities, research, design, planning evaluation and services	Over time	Fixed terms transfer of funds based on agreed milestones and reporting	Contract obligation if project not complete	Set by mutual agreement with the customer	Based on the progress of works to match performance obligations	Returns limited to repayment of transaction price of terms breached	Output method based on project milestones and/or completion date matched to performance obligations as inputs are shared
Licences/ Registrations/ Approvals	Building, planning, development and animal management, having the same nature as a licence regardless of naming.	Single point in time	Full payment prior to issue	None	Set by State legislation or limited by legislation to the cost of provision	Based on timing of issue of the associated rights	No refunds	On payment and issue of the licence, registration or approval
Waste management entry fees	Waste treatment, recycling and disposal service at disposal sites	Single point in time	Payment in advance at gate or on normal trading terms if credit provided	None	Adopted by council annually	Based on timing of entry to facility	Not applicable	On entry to facility
Fees and charges for other goods and services	Cemetery services, library fees, reinstatements and private works	Single point in time	Payment in full in advance	None	Adopted by council annually	Applied fully based on timing of provision	Not applicable	Output method based on provision of service or completion of works
Sale of stock	Aviation fuel, kiosk and visitor centre stock	Single point in time	In full in advance, on 15 day credit	Refund for faulty goods	Adopted by council annually, set by mutual agreement	Applied fully based on timing of provision	Returns limited to repayment of transaction price	Output method based on goods

Statutory Budget

For the year ending 30th June 2024

11. PROGRAM INFORMATION

(a) Key Terms and Definitions - Reporting Programs

In order to discharge its responsibilities to the community, Council has developed a set of operational and financial objectives. These objectives have been established both on an overall basis, reflected by the Shire's Community Vision, and for each of its broad activities/programs.

OBJECTIVE

ACTIVITIES

Governance

To provide a decision making process for the efficient allocation of scarce resources.

Includes the activities of members of Council (Councillors) and the administrative support services available to the Council for the provision of governance of the district. Other costs relate to the tasks of assisting elected members and ratepayers on matters which do not concern specific services.

General purpose funding

To collect revenue to allow for the provision of services.

Rates, general purpose government grants and interest revenue.

Law, order, public safety

To provide services to help ensure a safer and environmentally conscious community.

Supervision and enforcement of various local laws relating to fire prevention, animal control and protection of the environment and other aspects of public safety including beaches and emergency services.

Health

To provide an operational framework for good community health.

Inspection of food outlets and their control as well as provision of meat inspection services, noise control and waste disposal compliance.

Education and welfare

To provide services to disadvantaged persons, the elderly, children and youth.

Maintenance of child minding centre, playgroup centre, senior citizens centre and aged care centre. Provision and maintenance of home and community care programs and youth support services.

Community amenities

To provide services required by the community.

Rubbish collection services, operation of rubbish disposal sites, litter control, construction and maintenance of urban storm water drains, protection of the environment and administration of town planning schemes, cemetery and public conveniences.

Recreation and culture

To establish and effectively manage infrastructure and resources which will help the social well being of the community.

Maintenance of public halls, civic centre, aquatic centre, beaches, recreation centre and various sporting facilities. Provision and maintenance of parks, gardens and playgrounds, Operations of library, museum and other cultural facilities.

Transport

To provide safe, effective and efficient transport services to the community.

Construction and maintenance of roads, streets, footpaths, depots, cycleways, parking facilities and traffic control. Cleaning of streets and maintenance of street trees, street lighting etc. Provision and operation of airport. Provision of licensing facilities.

Economic services

To help promote the Shire and its economic well being.

Tourism and area promotion including the maintenance and operation of a caravan park. Provision of rural services including weed control, vermin control and standpipes. Building control.

Other property and services

To monitor and control Council's overheads operating accounts.

Private works, plant repair and operation costs and engineering operation costs.

Shire of Esperance

Statutory Budget

For the year ending 30th June 2024

Notes to and forming part of the budget

11 PROGRAM INFORMATION (Continued)

(b) Income and expenses

Income excluding grants, subsidies and contributions

	2023/24 Budget	2022/23 Actual	2022/23 Budget
	\$	\$	\$
Governance	216,000	220,406	217,000
General purpose funding	26,708,130	25,113,759	23,797,176
Law, order, public safety	82,500	75,461	79,900
Health	62,850	74,227	59,850
Education and welfare	698,533	755,068	813,871
Community amenities	5,221,000	5,891,360	5,665,800
Recreation and culture	2,177,624	2,255,299	2,178,562
Transport	1,770,788	1,884,209	1,689,286
Economic services	532,790	697,650	507,912
Other property and services	781,600	1,723,201	691,650

38,251,815 38,690,640 35,701,007

Grants, subsidies and contributions

Governance	40,560	44,867	35,360
General purpose funding	0	9,192,259	1,165,300
Law, order, public safety	1,194,419	827,822	1,074,742
Health	3,000	61,497	59,034
Education and welfare	5,375,264	4,909,891	5,257,032
Community amenities	293,040	319,084	323,255
Recreation and culture	506,455	414,119	477,719
Transport	18,756	86,554	16,000
Economic services	198,158	123,353	160,000
Other property and services	200,000	182,567	196,960

7,829,652 16,162,013 8,765,402

Capital grants, subsidies and contributions

Governance	130,438	456,306	586,744
Law, order, public safety	880,000	0	830,000
Education and welfare	195,146	195,000	534,146
Community amenities	299,858	0	299,858
Recreation and culture	7,316,327	106,801	2,804,914
Transport	15,910,686	7,487,089	9,574,290
Economic services	125,000	0	125,000

24,857,455 8,245,196 14,754,952

Total Income

70,938,922 63,097,849 59,221,361

Expenses

Governance	(2,660,375)	(2,397,275)	(2,404,650)
General purpose funding	(608,183)	(394,593)	(437,537)
Law, order, public safety	(2,896,773)	(2,487,397)	(2,410,666)
Health	(487,160)	(480,990)	(505,141)
Education and welfare	(6,673,770)	(5,465,346)	(6,695,280)
Community amenities	(7,416,752)	(6,826,477)	(6,639,077)
Recreation and culture	(15,698,906)	(13,536,787)	(13,886,796)
Transport	(26,516,952)	(23,005,417)	(22,004,732)
Economic services	(2,217,193)	(2,112,644)	(2,314,294)
Other property and services	(1,229,093)	(1,387,719)	(919,500)

Total expenses

(66,405,157) (58,094,645) (58,217,673)

Net result for the period

4,533,765 5,003,204 1,003,688

Shire of Esperance

Statutory Budget

For the year ending 30th June 2024

Notes to and forming part of the budget

12. OTHER INFORMATION

The net result includes as revenues

(a) Interest earnings

Investments

- Reserve accounts

- Other funds

Late payment of fees and charges *

Other interest revenue

* The Shire has resolved to charge interest under section 6.13 for the late payment of any amount of money at 11%.

(b) Other revenue

Reimbursements and recoveries

The net result includes as expenses

(c) Auditors remuneration

Audit services

Other services

(d) Interest expenses (finance costs)

Borrowings (refer Note 7(a))

expense on lease liabilities (refer Note 8)

(e) Write offs

General rate

(f) Low Value lease expenses

Light vehicle

Gymnasium equipment

	2023/24 Budget	2022/23 Actual	2022/23 Budget
	\$	\$	\$
	750,000	829,654	120,000
	520,000	583,515	60,000
	6,000	5,961	6,000
	79,000	46,828	51,000
	1,355,000	1,465,958	237,000
	757,894	1,064,813	879,972
	757,894	1,064,813	879,972
	64,000	59,000	55,000
	6,000	830	15,000
	70,000	59,830	70,000
	87,674	98,226	96,666
	26	295	295
	87,700	98,521	96,961
	5,000	1,268	5,000
	5,000	1,268	5,000
	3,029	6,057	6,057
	5,781	17,343	17,343
	8,810	23,400	23,400

Shire of Esperance

Statutory Budget

For the year ending 30th June 2024

Notes to and forming part of the budget

13. ELECTED MEMBERS REMUNERATION

	2023/24 Budget	2022/23 Actual	2022/23 Budget
	\$	\$	\$
Cr Ian Mickel			
President's allowance	35,880	35,880	35,880
Meeting attendance fees	22,880	22,880	22,880
ICT expenses	1,560	1,560	1,560
	60,320	60,320	60,320
Cr Ronald Chambers			
Deputy President's allowance	8,970	8,970	8,970
Meeting attendance fees	18,720	18,720	18,720
ICT expenses	1,560	1,560	1,560
	29,250	29,250	29,250
Cr Steven McMullen			
Meeting attendance fees	18,720	18,720	18,720
Annual allowance for ICT expenses	1,560	1,560	1,560
	20,280	20,280	20,280
Cr Jennifer Obourne			
Meeting attendance fees	18,720	18,720	18,720
ICT expenses	1,560	1,560	1,560
	20,280	20,280	20,280
Cr Jo-Anne O'Donnell			
Meeting attendance fees	18,720	18,720	18,720
ICT expenses	1,560	1,560	1,560
	20,280	20,280	20,280
Cr Wesley Graham			
Meeting attendance fees	18,720	18,720	18,720
ICT expenses	1,560	1,560	1,560
	20,280	20,280	20,280
Cr Robert Horan			
Meeting attendance fees	18,720	18,720	18,720
ICT expenses	1,560	1,560	1,560
	20,280	20,280	20,280
Cr Leonie De Haas			
Meeting attendance fees	18,720	18,720	18,720
ICT expenses	1,560	1,560	1,560
	20,280	20,280	20,280
Cr Shayne Flanagan			
Meeting attendance fees	18,720	18,720	18,720
ICT expenses	1,560	1,560	1,560
	20,280	20,280	20,280
Total Elected Member Remuneration	231,530	231,530	231,530
President's allowance	35,880	35,880	35,880
Deputy President's allowance	8,970	8,970	8,970
Meeting attendance fees	172,640	172,640	172,640
ICT expenses	12,480	12,480	12,480
Annual allowance for ICT expenses	1,560	1,560	1,560
	231,530	231,530	231,530

14. MAJOR LAND TRANSACTIONS

Flinders Residential Subdivision

(a) Details

The Council owns, freehold East Location 18, Lot 3 which is bounded by Ormonde Street and Goldfields Road Esperance. During the 2023/2024 financial year the Council intends to continue a major land transaction as defined under the Local Government Act, 1995.

90 blocks have been developed with the first sales occurring in May 2010. As at 30 June 2023, 88 lots had sold. Additional auctions or tenders will be considered to 2023/24 with blocks released subject to market demand.

(b) Current year transactions

Note	2023/24 Budget	2022/23 Actual	2022/23 Budget
	\$	\$	\$
Operating revenue			
Profit on disposal	400,000	294,704	390,000
Operating expenditure			
Advertising and promotions	(2,000)	(1,009)	(2,000)
Sundry supplies and expenses	(5,000)	(203)	(2,000)
Overhead allocation	(4,845)	(5,353)	(5,864)
Capital revenue			
Sale proceeds	800,000	658,575	780,000
Loan proceeds	2,500,000	0	0
Capital expenditure			
Infrastructure	5(a) (5,175,538)	(2,203,285)	(2,378,823)
Transfer from Land Development Reserve	2,675,538	2,203,285	2,378,823
	1,188,155	946,714	1,160,136

The above capital expenditure is included in land held for resale.

(c) Expected future cash flows

	2023/24	2024/25	2025/26	2026/27	2027/28	Total
	\$	\$	\$	\$	\$	\$
Cash outflows						
Payments for land held for sale	(7,000)	(84,400)	(66,200)	(61,300)	(54,400)	(273,300)
Payments for development of land held for sale	(5,175,538)	0	0	0	0	(5,175,538)
	(5,182,538)	(84,400)	(66,200)	(61,300)	(54,400)	(5,448,838)
Cash Inflows						
Proceeds from new borrowings	2,500,000	0	0	0	0	2,500,000
Proceeds on sale of land held for sale	800,000	1,840,000	1,620,000	1,380,000	1,240,000	6,880,000
	3,300,000	1,840,000	1,620,000	1,380,000	1,240,000	9,380,000
Net cash flows	(1,882,538)	1,755,600	1,553,800	1,318,700	1,185,600	3,931,162

Shark Lake Industrial Park

(a) Details

During the 2023/24 financial year the Council intends to continue to undertake a major land transaction as defined under the Local Government Act 1995.

28 lots out of a possible 90 general industry lots of varying sizes have been fully developed and are now available for sale.

As at 30 June 2023 24 lots have been sold and the remaining lots are currently available for sale.

This development is funded by municipal and reserve funds together with borrowings. During 2012/13 the portion of debt that was contained within the short term borrowings was converted to a principal and interest loan to be repaid over 20 years.

(b) Current year transactions

Note	2023/24 Budget	2022/23 Actual	2022/23 Budget
	\$	\$	\$
Operating revenue			
Lease income	6,000	9,564	10,500
SLIP rate income	10,000	11,000	10,000
Profit on disposal	175,000	1,038,298	100,000
Operating expenditure			
Sundry supplies and expenses	(2,000)	(27)	(2,000)
Interest expense	(34,550)	(37,248)	(37,254)
Overhead allocation	(10,264)	(10,751)	(9,099)
Capital revenue			
Sale proceeds	350,000	3,156,217	200,000
Capital expenditure			
Infrastructure	(230,000)	0	0
Loan repayments	5(a) (54,813)	(52,417)	(52,417)
Transfer from Land Development Reserve	230,000	0	0
	<u>439,373</u>	<u>4,114,636</u>	<u>219,730</u>

The above capital expenditure is included in land held for resale.

The only liability in relation to this land transaction as at 30 June 2023 is Loan 296.

(c) Expected future cash flows

	2023/24	2024/25	2025/26	2026/27	2027/28	Total
	\$	\$	\$	\$	\$	\$
Cash outflows						
Payments for land held for sale	(2,000)	(2,000)	(2,000)	0	0	(6,000)
Payments for development of land held for sale	(230,000)	(700,000)	(300,000)	0	0	(1,230,000)
	<u>(232,000)</u>	<u>(702,000)</u>	<u>(302,000)</u>	<u>0</u>	<u>0</u>	<u>(1,236,000)</u>
Cash Inflows						
Proceeds on sale of land held for sale	350,000	0	0	0	0	350,000
	<u>350,000</u>	<u>0</u>	<u>0</u>	<u>0</u>	<u>0</u>	<u>350,000</u>
Net cash flows	<u>118,000</u>	<u>(702,000)</u>	<u>(302,000)</u>	<u>0</u>	<u>0</u>	<u>(886,000)</u>

15. TRADING UNDERTAKINGS AND MAJOR TRADING UNDERTAKINGS

Esperance Aerodrome

(a) Details

Council's objective is to maintain a safe landing airstrip and functional airport amenities conducive to the promotion of the district as a tourist and business destination.

Operating costs are met by landing fees charged. Annual surpluses are transferred to a cash reserve to finance future improvements to the facility.

(b) Statement of Comprehensive Income

	2022/23 Actual	2023/24 Budget	2024/25 Forecast	2025/26 Forecast	2026/27 Forecast	2027/28 Forecast	2028/29 Forecast
	\$	\$	\$	\$	\$	\$	\$
Revenue							
Landing fees	1,185,293	1,200,000	1,236,000	1,273,080	1,311,272	1,350,611	1,391,129
Property rental	29,836	33,000	33,990	35,010	36,060	37,142	38,256
Air BP refuelling	160,462	145,000	149,350	153,831	158,445	163,199	168,095
Reimbursements	21,705	8,000	8,240	8,487	8,742	9,004	9,274
Sundry income	18,585	20,000	20,600	21,218	21,855	22,510	23,185
Profit on asset disposal	0	33,500	0	0	0	0	0
Grants, subsidies & contributions	0	8,756	0	0	0	0	0
	1,415,881	1,448,256	1,448,180	1,491,625	1,536,374	1,582,465	1,629,939
Expenditure							
Employee costs	(379,320)	(454,336)	(467,966)	(482,005)	(496,465)	(511,359)	(526,700)
Administration expenses	(121,647)	(43,800)	(45,114)	(46,467)	(47,861)	(49,297)	(50,776)
Grounds and strip maintenance	(55,160)	(80,256)	(82,664)	(85,144)	(87,698)	(90,329)	(93,039)
Building maintenance	(40,893)	(291,069)	(299,801)	(308,795)	(318,059)	(327,601)	(337,429)
Operational expenses	(186,644)	(191,784)	(197,538)	(203,464)	(209,568)	(215,855)	(222,330)
Special projects	(99,993)	(75,000)	0	0	0	0	0
Administration overheads	(125,116)	(165,659)	(170,629)	(175,748)	(181,020)	(186,451)	(192,044)
Depreciation	(326,832)	(388,184)	(399,830)	(411,824)	(424,179)	(436,905)	(450,012)
	(1,335,605)	(1,690,088)	(1,663,541)	(1,713,447)	(1,764,850)	(1,817,796)	(1,872,330)
NET RESULT	80,276	(241,832)	(215,361)	(221,821)	(228,476)	(235,330)	(242,390)
TOTAL COMPREHENSIVE INCOME	80,276	(241,832)	(215,361)	(221,821)	(228,476)	(235,330)	(242,390)

16. TRUST FUNDS

Funds held at balance date which are required by legislation to be credited to the trust fund and which are not included in the financial statements are as follows:

Detail	Balance 1 July 2023	Estimated amounts received	Estimated amounts paid	Estimated balance 30 June 2024
	\$	\$	\$	\$
Contribution of Public Open Space	203,130	5,000	0	208,130
Other General Bonds	65,166	12,000	(6,000)	71,166
	268,296	17,000	(6,000)	279,296

17. FEES AND CHARGES

	2023/24 Budget	2022/23 Actual	2022/23 Budget
	\$	\$	\$
By Program:			
Governance	9,000	9,523	8,500
Law, order, public safety	67,500	71,302	64,900
Health	62,850	65,340	59,850
Education and welfare	429,513	447,482	485,161
Community amenities	5,217,300	5,875,610	5,662,100
Recreation and culture	2,033,900	2,022,715	1,956,750
Transport	1,663,000	1,667,015	1,645,000
Economic services	528,790	607,831	502,412
Other property and services	117,900	185,263	102,150
	10,129,753	10,952,081	10,486,823

The subsequent pages detail the fees and charges proposed to be imposed by the local government.

Management Budget



2023-2024



Image: Young Adventurress

Description	Original Budget 2022/23	Current Budget 2022/23	Actuals to 14 June 2023	Draft Budget 2023/24
Operating Section				
Income				
General Purpose Funding	(30,511,520)	(31,980,365)	(39,855,062)	(34,315,882)
Governance	(408,360)	(412,515)	(390,273)	(338,424)
Law, Order & Public Safety	(1,154,642)	(1,322,296)	(903,283)	(1,276,919)
Health	(118,884)	(122,759)	(135,724)	(65,850)
Education & Welfare	(6,216,799)	(5,836,659)	(5,694,727)	(6,255,724)
Community Amenities	(6,169,055)	(6,521,195)	(6,367,078)	(6,187,406)
Recreation & Culture	(2,924,776)	(3,056,390)	(2,788,475)	(2,768,106)
Transport	(1,872,061)	(1,894,182)	(2,137,538)	(1,954,544)
Economic Services	(1,071,184)	(1,247,969)	(1,188,820)	(907,493)
Other Property & Services	(888,610)	(2,280,798)	(1,905,768)	(1,081,600)
Income Total	(51,335,891)	(54,675,128)	(61,366,748)	(55,151,948)
Expenditure				
General Purpose Funding	437,537	433,375	394,593	608,183
Governance	2,415,463	2,433,405	2,397,275	2,660,375
Law, Order & Public Safety	2,410,666	2,759,023	2,487,397	2,896,773
Health	505,141	489,599	480,990	487,160
Education & Welfare	6,695,280	6,332,364	5,465,347	6,673,770
Community Amenities	6,639,077	7,218,539	6,826,477	7,416,752
Recreation & Culture	13,888,721	14,519,243	13,536,787	15,698,906
Transport	21,991,994	23,072,132	23,005,417	26,516,952
Economic Services	2,314,294	2,395,791	2,112,644	2,217,193
Other Property & Services	919,500	1,069,890	1,387,718	1,229,093
Expenditure Total	58,217,673	60,723,361	58,094,645	66,405,157
Operating Total	6,881,782	6,048,233	(3,272,103)	11,253,209
Non Operating Section				
Income				
Governance	(623,244)	(640,656)	(488,691)	(232,438)
Law, Order & Public Safety	(868,252)	(868,252)	(67,302)	(918,252)
Health	(11,000)	(14,546)	0	(15,000)
Education & Welfare	(1,246,292)	(1,246,292)	(753,455)	(693,488)
Community Amenities	(1,190,715)	(1,211,533)	(406,463)	(3,809,815)
Recreation & Culture	(3,743,196)	(3,505,029)	(760,575)	(8,266,771)
Transport	(10,644,297)	(11,354,997)	(8,402,301)	(17,220,248)
Economic Services	(151,500)	(151,500)	(10,578)	(125,000)
Other Property & Services	(4,578,339)	(9,173,888)	(7,118,049)	(7,518,079)
Income Total	(23,056,835)	(28,166,693)	(18,007,414)	(38,799,091)
Expenditure				
Governance	790,744	837,782	674,500	381,136
Law, Order & Public Safety	1,222,128	1,222,128	146,440	1,414,448
Health	37,000	36,464	0	45,000
Education & Welfare	1,246,292	1,246,292	753,455	763,488
Community Amenities	1,265,715	1,271,977	575,150	3,744,622
Recreation & Culture	5,696,012	5,947,550	2,340,563	9,604,018
Transport	23,070,889	23,295,016	17,267,066	30,887,749
Economic Services	84,000	85,157	73,266	0
Other Property & Services	3,572,256	5,875,778	3,486,501	6,542,892
Transfer to Reserves	3,825,950	6,411,049	16,394,442	3,365,739
Expenditure Total	40,810,986	46,229,193	41,711,383	56,749,092
Non Operating Total	17,754,151	18,062,500	23,703,969	17,950,001
Total Operating + Non Operating	24,635,933	24,110,733	20,431,866	29,203,210
Adjustments to Rate Setting				
Non Cash Write Back				
a) Depreciation	(20,738,656)	(21,429,748)	(21,515,330)	(25,435,663)
b) Gain on Asset Disposal	553,536	1,801,036	1,572,415	672,538
c) Loss of Asset Disposal	(290,637)	(287,637)	(56,443)	(130,124)
d) Movement in Accruals	(204,500)	(260,703)	(588,568)	(212,700)
Period Balance				
(Surplus)/ Deficit B'fwd	(3,919,201)	(3,919,201)	(3,919,201)	(4,075,261)
(Surplus)/ Deficit	36,475	14,480	(4,075,261)	22,000

Shire of Esperance Budget

For the year ending 30th June 2024

Management Budget By Nature and Type

Description	Original Budget 2022/23	Current Budget 2022/23	Actuals to 14 June 2023	Draft Budget 2023/24
Operating Section				
Income				
Contributions & Donations Operating	(1,448,017)	(1,547,925)	(1,102,368)	(1,508,390)
Fees & Charges	(10,486,823)	(10,697,351)	(10,952,081)	(10,129,753)
Interest Earnings	(237,000)	(1,257,000)	(1,465,958)	(1,355,000)
Operating Grants & Subsidies	(7,317,385)	(7,744,431)	(15,059,645)	(6,321,262)
Profit on Asset Disposals	(553,536)	(1,801,036)	(1,572,415)	(672,538)
Rates	(23,543,676)	(23,575,067)	(23,635,371)	(25,336,630)
Reimbursements	(879,972)	(961,291)	(1,064,814)	(757,894)
Reserve Transfers into Muni	(6,869,482)	(7,091,027)	(6,514,096)	(9,070,481)
Income Total	(51,335,891)	(54,675,128)	(61,366,748)	(55,151,948)
Expenditure				
Depreciation	20,738,656	21,429,748	21,492,577	25,435,663
Employment Expenses	19,584,300	20,329,691	21,083,657	21,411,309
Insurance	838,596	885,771	885,765	949,260
Interest Expense	96,666	96,666	98,226	87,674
Loss on Asset Disposals	290,637	287,637	56,443	130,124
Material & Contracts	14,742,470	15,613,373	12,556,631	16,069,016
Other Expenditure	710,254	711,481	597,449	1,028,890
Utility Charges	1,216,094	1,368,994	1,323,897	1,293,221
Expenditure Total	58,217,673	60,723,361	58,094,645	66,405,157
Operating Total	6,881,782	6,048,233	(3,272,103)	11,253,209
Non Operating Section				
Income				
Non-Operating Grants & Subsidies	(14,754,952)	(15,014,459)	(8,245,196)	(24,857,455)
Proceeds from Disposals	(2,279,550)	(4,674,607)	(4,831,582)	(1,923,262)
Proceeds from New Debentures	0	0	0	(2,500,000)
Reserve Transfers into Muni	(5,824,104)	(8,279,398)	(4,732,408)	(9,327,638)
Self Supporting Loan Principle Received	(198,229)	(198,229)	(198,228)	(190,736)
Income Total	(23,056,835)	(28,166,693)	(18,007,414)	(38,799,091)
Expenditure				
Employment Expenses	5,856,085	5,658,200	3,805,961	5,869,653
Material & Contracts	26,040,400	28,091,299	16,987,319	42,427,275
Purchase of Assets	4,837,905	5,817,999	4,273,016	4,840,876
Repayment of Debentures	250,646	250,646	250,645	245,549
Reserve Transfers from Muni	3,825,950	6,411,049	16,394,442	3,365,739
Expenditure Total	40,810,986	46,229,193	41,711,383	56,749,092
Non Operating Total	17,754,151	18,062,500	23,703,969	17,950,001
Total Operating + Non Operating	24,635,933	24,110,733	20,431,866	29,203,210
Adjustments to Rate Setting				
Non Cash Write Back				
a) Depreciation	(20,738,656)	(21,429,748)	(21,515,330)	(25,435,663)
b) Gain on Asset Disposal	553,536	1,801,036	1,572,415	672,538
c) Loss of Asset Disposal	(290,637)	(287,637)	(56,443)	(130,124)
d) Movement in Accruals	(204,500)	(260,703)	(588,568)	(212,700)
Period Balance				
(Surplus)/ Deficit B'fwd	(3,919,201)	(3,919,201)	(3,919,201)	(4,075,261)
(Surplus)/ Deficit	36,475	14,480	(4,075,261)	22,000

Shire of Esperance Budget

For the year ending 30th June 2024

Management Budget

Account Description	Original Budget 2022/23	Current Budget 2022/23	Actuals to 14 June 2023	Budget 2023/24
03 - General Purpose Funding				
Other Revenue				
3115 - Other Revenue - Operating				
115 - Grants, Subsidies & Contributions	(1,165,300)	(1,582,754)	(9,190,509)	0
120 - Interest Earnings	(180,000)	(1,200,000)	(1,413,168)	(1,270,000)
960 - Transfer from Unspent Grant Reserves	(5,549,044)	(5,549,044)	(5,549,044)	(7,607,752)
3115 - Other Revenue - Operating Total	(6,894,344)	(8,331,798)	(16,152,721)	(8,877,752)
Other Revenue Total	(6,894,344)	(8,331,798)	(16,152,721)	(8,877,752)
Rates				
3110 - Rates - Operating				
100 - Rates & Charges	(23,543,676)	(23,575,067)	(23,635,371)	(25,336,630)
115 - Grants, Subsidies & Contributions	0	0	(1,750)	0
120 - Interest Earnings	(53,500)	(53,500)	(48,741)	(81,500)
125 - Reimbursements	(20,000)	(20,000)	(16,478)	(20,000)
350 - Administration Expenses	17,002	17,000	18,425	19,000
365 - Legal & Debt Recovery Costs	25,000	25,000	16,988	25,000
415 - Rates Expenditure	42,820	43,047	43,393	229,570
980 - Overhead Allocation	352,715	348,328	315,787	334,613
3110 - Rates - Operating Total	(23,179,639)	(23,215,192)	(23,307,748)	(24,829,947)
Rates Total	(23,179,639)	(23,215,192)	(23,307,748)	(24,829,947)
03 - General Purpose Funding Total	(30,073,983)	(31,546,990)	(39,460,469)	(33,707,699)

Shire of Esperance Budget

For the year ending 30th June 2024

Management Budget

Account Description	Original Budget 2022/23	Current Budget 2022/23	Actuals to 14 June 2023	Budget 2023/24
04 - Governance				
Community Support				
3700 - Community Support - Operating				
115 - Grants, Subsidies & Contributions	0	0	(1,127)	0
300 - Employee Costs	139,850	156,092	178,150	160,214
350 - Administration Expenses	9,710	6,900	7,453	11,001
940 - Non Cash Expense	4,922	4,922	4,922	4,922
980 - Overhead Allocation	(154,482)	(167,914)	(176,876)	(158,523)
3700 - Community Support - Operating Total	0	0	12,522	17,614
Community Support Total	0	0	12,522	17,614
Corporate & Community Services				
Operating				
115 - Grants, Subsidies & Contributions	(19,760)	(21,300)	(21,690)	(24,960)
125 - Reimbursements	(200,000)	(200,000)	(199,533)	(200,000)
300 - Employee Costs	356,140	369,534	380,763	383,896
350 - Administration Expenses	53,500	57,200	54,849	63,700
360 - Professional Services	10,000	10,000	1,000	22,000
460 - Building Operations	130,800	136,918	133,328	131,921
500 - Building Maintenance	230,152	181,024	56,192	216,700
550 - Grounds Maintenance	47,936	44,936	46,709	50,300
940 - Non Cash Expense	228,848	251,970	254,698	250,968
980 - Overhead Allocation	(686,960)	(680,945)	(491,349)	(735,555)
Operating Total	150,656	149,337	214,968	158,970
Capital				
710 - Building Project	0	0	0	80,000
955 - Transfer from Reserves	0	0	0	(80,000)
Capital Total	0	0	0	0
Corporate & Community Services Total	150,656	149,337	214,968	158,970
Executive Services				
3000 - Executive Services - Operating				
125 - Reimbursements	(3,000)	(500)	(3,088)	(3,000)
300 - Employee Costs	462,361	456,226	479,740	492,092
350 - Administration Expenses	109,500	109,700	107,550	124,721
360 - Professional Services	25,000	25,000	25,480	25,000
365 - Legal & Debt Recovery Costs	25,000	25,000	30,619	25,000
370 - Special Projects	8,465	8,465	6,331	15,000
940 - Non Cash Expense	7,643	7,643	7,643	7,643
955 - Transfer from Reserves	(10,000)	(10,000)	(9,000)	0
980 - Overhead Allocation	(520,287)	(517,427)	(527,816)	(581,771)
3000 - Executive Services - Operating Total	104,682	104,107	117,459	104,685
7000 - Executive Services - Capital				
705 - Purchases	0	0	0	40,000
7000 - Executive Services - Capital Total	0	0	0	40,000
Executive Services Total	104,682	104,107	117,459	144,685

Shire of Esperance Budget

For the year ending 30th June 2024

Management Budget

Account Description	Original Budget 2022/23	Current Budget 2022/23	Actuals to 14 June 2023	Budget 2023/24
External Services				
3050 - External Services				
125 - Reimbursements	0	(1,950)	(1,950)	0
300 - Employee Costs	296,233	359,200	381,009	388,569
350 - Administration Expenses	17,400	16,195	18,571	25,100
360 - Professional Services	10,000	10,000	0	0
940 - Non Cash Expense	6,690	6,690	6,690	6,690
980 - Overhead Allocation	(297,291)	(351,122)	(354,495)	(411,952)
3050 - External Services Total	33,032	39,013	49,825	8,407
External Services Total	33,032	39,013	49,825	8,407
Financial Services				
3120 - Financial Services - Operating				
105 - Fees & Charges	(6,500)	(6,230)	(6,230)	(6,000)
115 - Grants, Subsidies & Contributions	0	0	(6,450)	0
300 - Employee Costs	744,733	728,980	776,677	846,757
350 - Administration Expenses	3,900	3,900	3,133	4,000
360 - Professional Services	83,300	78,300	59,830	86,000
380 - Bank Charges	78,000	78,000	81,105	86,000
940 - Non Cash Expense	1,000	1,000	0	1,000
980 - Overhead Allocation	(714,420)	(698,522)	(703,085)	(685,197)
3120 - Financial Services - Operating Total	190,013	185,428	204,978	332,560
7120 - Financial Services - Capital				
190 - Proceeds on Sale of Assets	(11,000)	(13,636)	0	(11,000)
705 - Purchases	37,000	36,464	6,450	37,000
7120 - Financial Services - Capital Total	26,000	22,828	6,450	26,000
Financial Services Total	216,013	208,256	211,429	358,560
Governance & Corporate Support				
Operating				
105 - Fees & Charges	(2,000)	(3,000)	(3,293)	(3,000)
300 - Employee Costs	282,200	279,579	376,313	327,864
350 - Administration Expenses	7,720	7,010	13,722	8,000
370 - Special Projects	10,000	0	0	0
410 - Insurance	302,982	321,215	321,215	344,580
955 - Transfer from Reserves	(116,000)	(116,000)	(116,000)	(62,364)
980 - Overhead Allocation	(484,902)	(488,804)	(703,531)	(615,080)
Operating Total	0	0	(111,574)	0
Governance & Corporate Support Total	0	0	(111,574)	0
Human Services				
3160 - Human Services - Operating				
115 - Grants, Subsidies & Contributions	(15,600)	(15,600)	(15,600)	(15,600)
125 - Reimbursements	(2,000)	(2,000)	(790)	(2,000)
300 - Employee Costs	456,622	461,594	508,454	659,487
320 - Occupational Health & Safety & Risk	15,000	15,000	16,200	15,000
325 - Recruitment	50,000	50,000	56,853	45,000
350 - Administration Expenses	38,200	44,540	41,199	58,721
360 - Professional Services	5,000	5,000	10,894	15,000
370 - Special Projects	20,000	20,000	24,958	0
940 - Non Cash Expense	1,000	1,000	1,748	1,000
980 - Overhead Allocation	(442,323)	(451,129)	(490,940)	(613,125)
3160 - Human Services - Operating Total	125,899	128,405	152,975	163,483
7160 - Human Services - Capital				
190 - Proceeds on Sale of Assets	(11,000)	(27,091)	0	(11,000)
705 - Purchases	37,000	84,464	50,008	37,000
7160 - Human Services - Capital Total	26,000	57,373	50,008	26,000
Human Services Total	151,899	185,778	202,983	189,483

Shire of Esperance Budget

For the year ending 30th June 2024

Management Budget

Account Description	Original Budget 2022/23	Current Budget 2022/23	Actuals to 14 June 2023	Budget 2023/24
Information Mgmt Services				
3150 - Information Management - Operating				
300 - Employee Costs	263,150	270,366	271,067	300,050
350 - Administration Expenses	24,500	24,500	18,110	24,500
360 - Professional Services	8,000	2,000	0	8,000
370 - Special Projects	15,200	10,350	10,350	0
980 - Overhead Allocation	(288,238)	(284,869)	(271,545)	(294,621)
Total	22,612	22,347	27,983	37,929
Information Mgmt Services Total	22,612	22,347	27,983	37,929
IT Services				
3140 - Information Technology - Operating				
125 - Reimbursements	0	(435)	(435)	0
130 - Non Cash Income	(2,500)	(2,500)	(1,182)	0
300 - Employee Costs	396,994	416,428	399,639	423,922
350 - Administration Expenses	2,400	3,000	2,326	2,400
355 - Computer/IT Costs	430,000	430,000	402,572	526,000
360 - Professional Services	55,000	55,000	19,200	85,800
370 - Special Projects	50,000	50,000	0	157,500
385 - IT Purchases	82,500	82,500	51,245	145,500
955 - Transfer from Reserves	(30,000)	(30,000)	0	(19,500)
980 - Overhead Allocation	(730,111)	(744,647)	(639,118)	(980,189)
Total	254,283	259,346	234,248	341,433
7140 - Information Technology - Capital				
150 - Capital Grants Received	(586,744)	(586,744)	(456,306)	(130,438)
190 - Proceeds on Sale of Assets	(14,500)	(13,185)	(13,185)	0
705 - Purchases	130,000	130,110	98,273	110,000
715 - Infrastructure Project	586,744	586,744	519,769	77,136
955 - Transfer from Reserves	0	0	(19,200)	0
7140 - Information Technology - Capital Total	115,500	116,925	129,351	56,698
IT Services Total	369,783	376,271	363,599	398,131
Marketing & Communications				
Operating				
300 - Employee Costs	276,150	272,361	300,985	304,150
350 - Administration Expenses	6,000	4,000	2,199	6,500
370 - Special Projects	0	35,500	34,905	21,890
375 - Media & Communications	62,000	62,000	59,200	64,700
980 - Overhead Allocation	(295,281)	(320,773)	(336,672)	(353,941)
Operating Total	48,869	53,088	60,617	43,299
Marketing & Communications Total	48,869	53,088	60,617	43,299
Members of Council				
3020 - Members of Council - Operating				
125 - Reimbursements	(1,000)	(3,000)	(3,906)	(2,000)
315 - Elected Member Training	20,000	13,306	9,100	30,000
330 - Elected Member Expenditure	291,030	295,030	296,146	292,030
335 - Election Expenses	0	0	0	68,000
340 - Civic Function & Receptions	2,000	1,000	0	2,000
410 - Insurance	1,320	1,268	1,268	1,518
940 - Non Cash Expense	6,019	6,019	6,019	6,019
980 - Overhead Allocation	757,688	766,196	734,375	716,004
3020 - Members of Council - Operating Total	1,077,057	1,079,819	1,043,001	1,113,571
Members of Council Total	1,077,057	1,079,819	1,043,001	1,113,571
04 - Governance Total	2,174,603	2,218,016	2,192,811	2,470,649

Shire of Esperance Budget

For the year ending 30th June 2024

Management Budget

Account Description	Original Budget 2022/23	Current Budget 2022/23	Actuals to 14 June 2023	Budget 2023/24
05 - Law, Order & Public Safety				
Community Emergency Services				
Operating				
115 - Grants, Subsidies & Contributions	(65,216)	(66,033)	(85,298)	(71,895)
300 - Employee Costs	111,032	113,167	138,119	124,390
350 - Administration Expenses	19,400	18,900	8,852	19,400
390 - Interest Paid	0	0	85	0
940 - Non Cash Expense	0	0	5,957	0
Operating Total	65,216	66,034	67,714	71,895
Community Emergency Services Total	65,216	66,034	67,714	71,895
Emergency Management				
4090 - Emergency Management - Operating				
115 - Grants, Subsidies & Contributions	(711,376)	(753,276)	(411,449)	(740,076)
125 - Reimbursements	0	0	(3,845)	0
350 - Administration Expenses	47,455	37,838	31,344	43,000
370 - Special Projects	34,596	40,000	9,344	40,000
480 - ELEMCO	1,500	1,500	222	1,500
481 - Fire Fighting Equipment	5,000	5,000	630	5,000
482 - Fire Fighting Expenses	80,000	80,000	61,541	80,000
530 - Fire Mitigation Works	455,000	496,900	288,149	483,700
940 - Non Cash Expense	1,200	400	400	0
980 - Overhead Allocation	88,928	95,294	101,754	91,702
Total	2,303	3,656	78,089	4,826
8090 - Emergency Management - Capital				
705 - Purchases	321,376	321,376	133,760	321,376
8090 - Emergency Management - Capital Total	321,376	321,376	133,760	321,376
Emergency Management Total	323,679	325,032	211,849	326,202
Fire Prevention - DFES				
4100 - Fire Prevention - DFES - Operating				
125 - Reimbursements	(273,740)	(385,177)	(290,369)	(325,000)
350 - Administration Expenses	100,000	200,000	184,294	190,000
410 - Insurance	50,598	48,265	48,265	55,509
483 - Brigade Operation Expenses	2,200	2,200	1,618	2,200
484 - Brigade Fund	120,942	120,942	91,842	60,191
500 - Building Maintenance	0	13,770	16,808	17,100
940 - Non Cash Expense	394,853	546,082	545,722	552,817
980 - Overhead Allocation	77,483	81,091	84,996	77,567
Total	472,336	627,173	683,176	630,384
8100 - Fire Prevention - DFES - Capital				
150 - Capital Grants Received	(780,000)	(780,000)	0	(880,000)
710 - Building Project	820,000	820,000	12,680	947,320
715 - Infrastructure Project	32,752	32,752	0	32,752
960 - Transfer from Unspent Grant Reserves	(24,252)	(24,252)	(24,252)	(24,252)
8100 - Fire Prevention - DFES - Capital Total	48,500	48,500	(11,572)	75,820
Fire Prevention - DFES Total	520,836	675,673	671,604	706,204

Shire of Esperance Budget

For the year ending 30th June 2024

Management Budget

Account Description	Original Budget 2022/23	Current Budget 2022/23	Actuals to 14 June 2023	Budget 2023/24
Other Law, Order & Public Safety				
Operating				
115 - Grants, Subsidies & Contributions	0	0	0	(20,000)
370 - Special Projects	0	0	0	20,000
420 - Operations	1,785	1,785	1,464	1,798
540 - Maintenance	40,000	25,000	1,032	53,968
940 - Non Cash Expense	75,252	84,026	84,025	84,030
980 - Overhead Allocation	11,211	11,119	10,413	49,851
Operating Total	128,248	121,930	96,934	189,647
Capital				
150 - Capital Grants Received	(50,000)	(50,000)	0	0
Capital Total	(50,000)	(50,000)	0	0
Other Law, Order & Public Safety Total	78,248	71,930	96,934	189,647
Ranger Services				
4040 - Ranger Services - Operating				
105 - Fees & Charges	(64,900)	(71,400)	(71,302)	(67,500)
115 - Grants, Subsidies & Contributions	0	(20,000)	(9,052)	(10,948)
125 - Reimbursements	(15,000)	(2,000)	(314)	(15,000)
300 - Employee Costs	494,269	506,062	561,105	604,575
350 - Administration Expenses	35,950	42,710	37,453	49,300
370 - Special Projects	0	20,000	9,052	10,948
459 - Animal Control	7,500	8,000	8,431	9,800
940 - Non Cash Expense	7,618	7,618	3,618	7,618
980 - Overhead Allocation	122,484	126,944	118,937	134,309
4040 - Ranger Services - Operating Total	587,921	617,934	657,927	723,102
8040 - Ranger Services - Capital				
190 - Proceeds on Sale of Assets	(14,000)	(14,000)	0	(14,000)
705 - Purchases	48,000	48,000	0	113,000
955 - Transfer from Reserves	0	0	(43,050)	0
8040 - Ranger Services - Capital Total	34,000	34,000	(43,050)	99,000
Ranger Services Total	621,921	651,934	614,877	822,102
State Emergency Services				
4080 - State Emergency Service - Operating				
115 - Grants, Subsidies & Contributions	(24,410)	(24,410)	(31,654)	(26,500)
350 - Administration Expenses	2,000	1,000	0	2,000
405 - Grants/Donations Paid	22,410	23,410	31,928	24,500
Total	0	0	274	0
State Emergency Services Total	0	0	274	0
05 - Law, Order & Public Safety Total	1,609,900	1,790,603	1,663,252	2,116,050

Shire of Esperance Budget

For the year ending 30th June 2024

Management Budget

Account Description	Original Budget 2022/23	Current Budget 2022/23	Actuals to 14 June 2023	Budget 2023/24
07 - Health				
Environmental Health Services				
Operating				
105 - Fees & Charges	(59,850)	(58,850)	(65,340)	(62,850)
115 - Grants, Subsidies & Contributions	(59,034)	(63,500)	(61,497)	(3,000)
125 - Reimbursements	0	(409)	(8,887)	0
300 - Employee Costs	301,037	294,599	304,647	347,106
350 - Administration Expenses	30,100	30,400	25,815	31,100
360 - Professional Services	25,500	10,000	0	15,000
370 - Special Projects	59,034	61,651	63,310	2,000
940 - Non Cash Expense	1,000	1,000	0	1,000
980 - Overhead Allocation	88,470	91,949	87,217	90,954
Operating Total	386,257	366,840	345,266	421,310
8200 - Environmental Health Services - Capital				
190 - Proceeds on Sale of Assets	(11,000)	(14,546)	0	(15,000)
705 - Purchases	37,000	36,464	0	45,000
Total	26,000	21,918	0	30,000
Environmental Health Services Total	412,257	388,758	345,266	451,310
07 - Health Total	412,257	388,758	345,266	451,310

Shire of Esperance Budget

For the year ending 30th June 2024

Management Budget

Account Description	Original Budget 2022/23	Current Budget 2022/23	Actuals to 14 June 2023	Budget 2023/24
08 - Education & Welfare				
Home Care				
3810 - Home Care - Operating				
115 - Grants, Subsidies & Contributions	(3,600)	(3,600)	0	(73,600)
125 - Reimbursements	(20,400)	(45,400)	(42,003)	(45,400)
130 - Non Cash Income	(26,000)	(26,000)	(3,955)	(2,000)
140 - Home Care Program Income	(5,967,076)	(5,563,652)	(5,490,597)	(5,859,670)
300 - Employee Costs	4,050,183	4,082,342	3,569,024	3,819,709
350 - Administration Expenses	524,791	511,325	351,789	621,936
380 - Bank Charges	1,000	1,000	583	600
400 - Volunteer Support	12,500	3,500	1,059	3,000
425 - Home Care Program Expenses	4,890,029	4,886,330	4,893,481	5,505,808
460 - Building Operations	40,349	37,185	26,485	41,396
500 - Building Maintenance	84,150	84,150	50,633	159,857
550 - Grounds Maintenance	1,000	1,000	148	1,000
940 - Non Cash Expense	143,928	140,566	141,355	146,697
980 - Overhead Allocation	(3,612,926)	(3,994,180)	(3,996,725)	(4,244,636)
3810 - Home Care - Operating Total	117,928	114,566	(498,721)	74,697
7810 - Home Care - Capital				
150 - Capital Grants Received	(534,146)	(534,146)	(195,000)	(195,146)
190 - Proceeds on Sale of Assets	(33,000)	(33,000)	(62,045)	(14,000)
705 - Purchases	107,000	107,000	87,610	220,000
710 - Building Project	944,146	944,146	665,845	348,342
715 - Infrastructure Project	195,146	195,146	0	195,146
955 - Transfer from Reserves	(679,146)	(679,146)	(496,409)	(484,342)
7810 - Home Care - Capital Total	0	0	0	70,000
Home Care Total	117,928	114,566	(498,721)	144,697

Shire of Esperance Budget

For the year ending 30th June 2024

Management Budget

Account Description	Original Budget 2022/23	Current Budget 2022/23	Actuals to 14 June 2023	Budget 2023/24
Senior Citizens Centre				
3840 - Senior Citizens Centre - Operating				
105 - Fees & Charges	(100)	(100)	(100)	(100)
350 - Administration Expenses	10,000	10,000	10,000	0
460 - Building Operations	5,371	4,654	4,654	6,052
500 - Building Maintenance	38,800	38,800	28,522	29,840
550 - Grounds Maintenance	6,300	6,300	5,469	6,600
940 - Non Cash Expense	49,400	49,400	49,400	49,400
980 - Overhead Allocation	56,437	59,500	63,432	12,614
Total	166,208	168,554	161,378	104,406
Senior Citizens Centre Total	166,208	168,554	161,378	104,406
Seniors, Youth & Children				
3860 - Seniors, Youth & Children - Operating				
105 - Fees & Charges	(6,000)	(300)	(300)	(300)
125 - Reimbursements	(6,000)	(1,000)	(993)	(1,500)
350 - Administration Expenses	500	500	0	500
370 - Special Projects	130,926	130,926	12,799	118,127
460 - Building Operations	5,601	5,899	5,051	6,996
500 - Building Maintenance	22,800	34,500	14,468	47,630
550 - Grounds Maintenance	1,180	1,180	989	1,200
940 - Non Cash Expense	115,021	115,021	115,021	115,021
955 - Transfer from Reserves	(128,926)	(128,926)	(12,799)	(116,127)
980 - Overhead Allocation	9,444	9,334	8,716	15,773
Total	144,546	167,134	142,953	187,320
Seniors, Youth & Children Total	144,546	167,134	142,953	187,320
Volunteer Resource Centre				
3850 - Volunteer Resource Centre - Operating				
105 - Fees & Charges	0	0	(600)	0
115 - Grants, Subsidies & Contributions	(41,727)	(50,711)	(126,411)	(91,227)
300 - Employee Costs	97,596	101,182	80,795	71,050
350 - Administration Expenses	7,700	8,750	10,910	9,600
370 - Special Projects	0	0	9,200	115,800
455 - Programs and Events	3,200	3,200	8,085	12,200
960 - Transfer from Unspent Grant Reserves	(16,970)	(16,970)	(16,970)	(65,800)
Total	49,799	45,451	(34,990)	51,623
Volunteer Resource Centre Total	49,799	45,451	(34,990)	51,623
08 - Education & Welfare Total	478,481	495,705	(229,381)	488,046

Shire of Esperance Budget

For the year ending 30th June 2024

Management Budget

Account Description	Original Budget 2022/23	Current Budget 2022/23	Actuals to 14 June 2023	Budget 2023/24
10 - Community Amenities				
Building, Planning & Land Projects				
Operating				
105 - Fees & Charges	(2,000)	(1,750)	(342)	(1,000)
115 - Grants, Subsidies & Contributions	(47,060)	(38,560)	(34,480)	(37,440)
125 - Reimbursements	0	(1,030)	(1,030)	0
130 - Non Cash Income	0	0	(5,818)	0
300 - Employee Costs	207,624	199,743	202,761	206,604
350 - Administration Expenses	9,650	9,450	8,361	11,950
370 - Special Projects	37,000	39,000	36,307	12,000
940 - Non Cash Expense	18,232	18,232	9,092	13,504
980 - Overhead Allocation	193,615	207,406	210,283	194,488
Operating Total	417,061	432,491	425,134	400,106
Capital				
190 - Proceeds on Sale of Assets	(15,000)	(31,818)	(31,818)	0
705 - Purchases	50,000	52,262	52,262	0
Capital Total	35,000	20,444	20,444	0
Building, Planning & Land Projects Total	452,061	452,935	445,577	400,106
Cemeteries				
3530 - Cemeteries - Operating				
105 - Fees & Charges	(152,800)	(137,200)	(136,391)	(152,800)
125 - Reimbursements	0	(860)	(580)	0
350 - Administration Expenses	500	2,000	1,892	500
370 - Special Projects	20,000	20,000	0	20,000
420 - Operations	9,314	5,115	5,472	7,262
460 - Building Operations	272	272	272	312
500 - Building Maintenance	3,950	10,000	8,018	13,531
525 - Burial & Grounds Expenses	96,000	96,000	108,504	104,000
550 - Grounds Maintenance	123,850	122,500	120,031	123,900
940 - Non Cash Expense	31,935	31,935	31,935	39,785
955 - Transfer from Reserves	(20,000)	(20,000)	0	(20,000)
980 - Overhead Allocation	32,752	32,611	35,040	37,448
3530 - Cemeteries - Operating Total	145,773	162,373	174,193	173,938
7530 - Cemeteries - Capital				
715 - Infrastructure Project	40,000	40,000	0	40,000
7530 - Cemeteries - Capital Total	40,000	40,000	0	40,000
Cemeteries Total	185,773	202,373	174,193	213,938
Environmental Services				
4060 - Environmental Services - Operating				
115 - Grants, Subsidies & Contributions	(236,195)	(236,795)	(169,604)	(255,600)
300 - Employee Costs	189,098	194,744	218,951	200,722
350 - Administration Expenses	13,000	16,560	13,745	16,000
360 - Professional Services	17,500	17,500	8,500	0
370 - Special Projects	228,117	228,117	140,630	247,522
940 - Non Cash Expense	4,091	4,091	4,091	4,091
980 - Overhead Allocation	35,785	35,601	33,691	69,833
Total	251,396	259,818	250,005	282,568
Environmental Services Total	251,396	259,818	250,005	282,568

Shire of Esperance Budget

For the year ending 30th June 2024

Management Budget

Account Description	Original Budget 2022/23	Current Budget 2022/23	Actuals to 14 June 2023	Budget 2023/24
Planning Services				
4010 - Planning Services - Operating				
105 - Fees & Charges	(280,000)	(228,500)	(281,875)	(276,200)
115 - Grants, Subsidies & Contributions	(40,000)	(40,000)	(40,000)	0
300 - Employee Costs	345,614	289,990	344,108	293,514
350 - Administration Expenses	3,000	3,000	1,921	3,000
360 - Professional Services	30,000	30,000	0	0
370 - Special Projects	200,000	350,000	196,634	653,366
955 - Transfer from Reserves	(160,000)	(310,000)	(156,634)	(653,366)
980 - Overhead Allocation	112,602	116,286	117,677	122,418
4010 - Planning Services - Operating Total	211,216	210,776	181,830	142,732
Planning Services Total	211,216	210,776	181,830	142,732
Public Toilets & BBQ`s				
3520 - Public Toilets & BBQ`s - Operating				
460 - Building Operations	297,745	288,110	266,459	312,199
500 - Building Maintenance	329,620	331,120	164,920	303,579
550 - Grounds Maintenance	0	0	1,522	0
940 - Non Cash Expense	53,474	53,474	53,473	53,474
980 - Overhead Allocation	20,055	19,971	23,442	21,739
Total	700,894	692,675	509,817	690,991
7520 - Public Toilets & BBQ`s - Capital				
150 - Capital Grants Received	(299,858)	(299,858)	0	(299,858)
710 - Building Project	389,858	389,858	148,243	241,615
955 - Transfer from Reserves	(90,000)	(90,000)	0	(46,950)
7520 - Public Toilets & BBQ`s - Capital Total	0	0	148,243	(105,193)
Public Toilets & BBQ`s Total	700,894	692,675	658,060	585,798
Waste Management				
3420 - Waste Management - Operating				
105 - Fees & Charges	(4,617,300)	(4,882,000)	(4,841,722)	(4,167,300)
110 - Levy	(610,000)	(616,000)	(615,280)	(620,000)
115 - Grants, Subsidies & Contributions	0	0	(75,000)	0
120 - Interest Earnings	(3,500)	(3,500)	(4,049)	(3,500)
125 - Reimbursements	(200)	(5,000)	(4,274)	(200)
300 - Employee Costs	857,170	1,007,702	1,053,233	968,033
350 - Administration Expenses	231,500	226,722	189,509	245,800
370 - Special Projects	536,673	710,444	496,391	659,000
420 - Operations	115,370	120,033	132,126	121,389
450 - Refuse	594,000	594,000	675,955	609,000
451 - Recycling	485,000	491,000	495,439	485,000
452 - Other Sanitation	79,368	79,368	77,546	82,358
500 - Building Maintenance	228,850	218,850	29,298	68,397
540 - Maintenance	464,992	635,169	951,844	712,250
940 - Non Cash Expense	194,013	169,701	167,629	179,326
980 - Overhead Allocation	187,746	192,722	189,774	199,458
3420 - Waste Management - Operating Total	(1,256,318)	(1,060,789)	(1,081,580)	(460,989)
7420 - Waste Management - Capital				
190 - Proceeds on Sale of Assets	(100,000)	(100,000)	0	(31,000)
705 - Purchases	100,000	100,000	46,530	92,000
715 - Infrastructure Project	685,857	689,857	328,115	3,371,007
955 - Transfer from Reserves	(685,857)	(689,857)	(374,645)	(3,432,007)
7420 - Waste Management - Capital Total	0	0	0	0
Waste Management Total	(1,256,318)	(1,060,789)	(1,081,580)	(460,989)
10 - Community Amenities Total	545,022	757,788	628,085	1,164,153

Shire of Esperance Budget

For the year ending 30th June 2024

Management Budget

Account Description	Original Budget 2022/23	Current Budget 2022/23	Actuals to 14 June 2023	Budget 2023/24
11 - Recreation & Culture				
Bay of Isles Leisure Centre				
3730 - BOILC - Admin - Operating				
105 - Fees & Charges	(191,650)	(186,900)	(179,953)	(223,000)
125 - Reimbursements	(2,500)	(1,000)	(8,390)	(1,500)
300 - Employee Costs	629,103	764,512	769,717	755,527
350 - Administration Expenses	97,800	92,624	92,969	116,700
360 - Professional Services	13,250	10,000	3,168	10,000
460 - Building Operations	423,350	461,599	453,066	357,648
470 - Kiosk	51,000	51,000	69,392	67,500
471 - Pro Shop	13,000	13,000	11,777	13,000
477 - Creche	0	0	0	2,500
500 - Building Maintenance	266,350	271,350	245,890	254,225
550 - Grounds Maintenance	8,950	8,950	7,694	8,950
940 - Non Cash Expense	276,092	279,556	297,311	279,300
980 - Overhead Allocation	225,536	229,649	219,526	353,067
3730 - BOILC - Admin - Operating Total	1,810,281	1,994,340	1,982,167	1,993,917
3740 - BOILC - Pool - Operating				
105 - Fees & Charges	(620,000)	(610,000)	(582,583)	(600,000)
115 - Grants, Subsidies & Contributions	0	(999)	(1,859)	0
472 - Pool Operations	538,700	536,817	520,344	550,683
473 - Swim School	103,500	150,483	179,463	174,857
3740 - BOILC - Pool - Operating Total	22,200	76,301	115,365	125,540
3750 - BOILC - Dry - Operating				
105 - Fees & Charges	(220,000)	(255,000)	(266,158)	(265,000)
125 - Reimbursements	0	0	(62)	0
390 - Interest Paid	0	0	210	0
474 - Dry Operations	195,116	250,843	226,975	240,897
3750 - BOILC - Dry - Operating Total	(24,884)	(4,157)	(39,034)	(24,103)
7730 - BOILC - Admin - Capital				
150 - Capital Grants Received	(275,000)	(275,000)	0	(275,000)
190 - Proceeds on Sale of Assets	0	(43)	(43)	0
710 - Building Project	529,406	1,000,000	870,745	129,255
955 - Transfer from Reserves	0	0	0	(129,255)
7730 - BOILC - Admin - Capital Total	254,406	724,957	870,703	(275,000)
Bay of Isles Leisure Centre Total	2,062,003	2,791,441	2,929,201	1,820,354

Shire of Esperance Budget

For the year ending 30th June 2024

Management Budget

Account Description	Original Budget 2022/23	Current Budget 2022/23	Actuals to 14 June 2023	Budget 2023/24
Civic Centre				
3910 - Civic Centre - Operating				
105 - Fees & Charges	(111,000)	(111,000)	(99,003)	(101,000)
115 - Grants, Subsidies & Contributions	(103,074)	(155,000)	(169,287)	(101,284)
125 - Reimbursements	(2,500)	(2,500)	(867)	(2,500)
135 - Show Income	(120,000)	(130,000)	(229,374)	(120,000)
300 - Employee Costs	203,900	206,577	233,105	265,140
350 - Administration Expenses	35,430	37,930	44,530	40,350
380 - Bank Charges	600	600	504	600
460 - Building Operations	83,630	76,474	80,037	83,807
465 - Show Expenses	165,074	165,074	251,785	177,574
470 - Kiosk	15,000	15,000	15,237	15,000
500 - Building Maintenance	186,800	186,800	55,904	201,485
550 - Grounds Maintenance	41,170	41,170	34,264	43,200
940 - Non Cash Expense	250,049	258,434	259,965	263,874
960 - Transfer from Unspent Grant Reserves	0	0	0	(22,500)
980 - Overhead Allocation	67,951	68,587	68,523	81,507
3910 - Civic Centre - Operating Total	713,030	658,146	545,324	825,253
7910 - Civic Centre - Capital				
150 - Capital Grants Received	(290,286)	(290,286)	0	(290,286)
705 - Purchases	50,000	50,000	48,256	50,000
710 - Building Project	289,420	289,420	21,159	268,261
955 - Transfer from Reserves	(104,630)	(56,000)	0	0
7910 - Civic Centre - Capital Total	(55,496)	(6,866)	69,415	27,975
Civic Centre Total	657,534	651,280	614,739	853,228
Coastal Infrastructure				
3220 - Coastal Infrastructure - Operating				
105 - Fees & Charges	(70,000)	(48,500)	(51,683)	(59,000)
115 - Grants, Subsidies & Contributions	(150,000)	(200,000)	(200,000)	(109,171)
125 - Reimbursements	(14,000)	(14,000)	(11,869)	(14,000)
300 - Employee Costs	0	0	2,584	0
370 - Special Projects	78,290	78,290	36,434	50,901
420 - Operations	45,420	52,227	54,167	59,958
540 - Maintenance	861,332	911,332	825,850	833,700
565 - Coastal Roads Maintenance	34,000	34,000	13,572	36,000
940 - Non Cash Expense	731,009	802,826	802,826	1,000,178
955 - Transfer from Reserves	(22,000)	(22,000)	(21,562)	0
980 - Overhead Allocation	69,048	68,273	68,444	70,879
3220 - Coastal Infrastructure - Operating Total	1,563,099	1,662,448	1,518,763	1,869,445
7220 - Coastal Infrastructure- Capital				
150 - Capital Grants Received	(1,010,778)	(1,010,778)	(106,801)	(2,971,673)
715 - Infrastructure Project	1,714,022	1,652,883	256,345	3,851,980
960 - Transfer from Unspent Grant Reserves	(2,479)	(2,479)	(2,479)	0
7220 - Coastal Infrastructure- Capital Total	700,765	639,626	147,065	880,307
Coastal Infrastructure Total	2,263,864	2,302,074	1,665,828	2,749,752
Community Grants Program				
3780 - Community Development				
115 - Grants, Subsidies & Contributions	(13,955)	(33,504)	(42,973)	(58,000)
125 - Reimbursements	0	(2,223)	(3,514)	(2,500)
300 - Employee Costs	253,900	258,116	275,310	293,636
350 - Administration Expenses	0	5,407	6,002	7,800
370 - Special Projects	0	0	0	52,343
405 - Grants/Donations Paid	472,898	472,898	319,994	543,290
455 - Programs and Events	121,600	169,439	132,957	240,071
955 - Transfer from Reserves	0	0	(25,000)	0
960 - Transfer from Unspent Grant Reserves	(88,949)	(88,949)	(63,949)	(56,888)
980 - Overhead Allocation	25,520	25,978	25,124	192,915
3780 - Community Development Total	771,014	807,162	623,950	1,212,667
Community Grants Program Total	771,014	807,162	623,950	1,212,667

Shire of Esperance Budget

For the year ending 30th June 2024

Management Budget

Account Description	Original Budget 2022/23	Current Budget 2022/23	Actuals to 14 June 2023	Budget 2023/24
Culture				
3720 - Culture - Operating				
350 - Administration Expenses	200	200	0	200
460 - Building Operations	3,834	3,828	3,828	4,402
500 - Building Maintenance	69,500	69,500	22,530	57,490
940 - Non Cash Expense	62,008	62,008	62,008	67,678
980 - Overhead Allocation	30,948	32,810	32,896	16,978
3720 - Culture - Operating Total	166,490	168,346	121,262	146,748
Culture Total	166,490	168,346	121,262	146,748
Esperance Museum				
3870 - Esperance Museum - Operating				
105 - Fees & Charges	(48,500)	(45,000)	(43,087)	(48,500)
300 - Employee Costs	2,000	2,000	4,357	2,000
350 - Administration Expenses	17,800	21,316	17,822	21,700
370 - Special Projects	10,000	10,000	0	10,000
455 - Programs and Events	19,000	19,000	13,086	15,000
460 - Building Operations	59,681	47,326	53,563	63,166
500 - Building Maintenance	112,450	112,450	48,185	128,330
940 - Non Cash Expense	97,286	97,286	97,286	97,286
980 - Overhead Allocation	79,182	82,174	82,144	81,216
3870 - Esperance Museum - Operating Total	348,899	346,552	273,355	370,198
Esperance Museum Total	348,899	346,552	273,355	370,198
Esperance Period Village				
3790 - Esperance Period Village - Operating				
105 - Fees & Charges	(103,000)	(100,500)	(100,657)	(105,000)
125 - Reimbursements	(11,000)	(11,000)	(7,262)	(11,000)
460 - Building Operations	39,213	36,994	41,158	36,790
500 - Building Maintenance	128,470	128,470	47,971	80,289
940 - Non Cash Expense	49,904	49,904	49,904	49,904
980 - Overhead Allocation	89,870	90,239	113,811	131,062
Total	193,457	194,107	144,925	182,045
7790 - Esperance Period Village - Capital				
710 - Building Project	40,944	40,944	3,491	37,453
955 - Transfer from Reserves	(40,944)	(40,944)	(3,491)	(37,453)
7790 - Esperance Period Village - Capital Total	0	0	0	0
Esperance Period Village Total	193,457	194,107	144,926	182,045
Library				
3710 - Library - Operating				
105 - Fees & Charges	(8,200)	(10,050)	(12,027)	(11,200)
115 - Grants, Subsidies & Contributions	(5,690)	0	0	0
125 - Reimbursements	(100)	(100)	(780)	(100)
300 - Employee Costs	461,000	467,878	507,693	476,600
350 - Administration Expenses	56,300	52,561	49,287	105,700
370 - Special Projects	10,646	10,646	3,872	7,239
460 - Building Operations	41,863	43,844	38,433	43,172
500 - Building Maintenance	61,300	61,300	43,076	70,145
550 - Grounds Maintenance	13,840	13,840	10,050	13,900
940 - Non Cash Expense	73,576	73,576	73,575	73,576
960 - Transfer from Unspent Grant Reserves	(8,546)	(8,546)	(8,546)	(4,639)
980 - Overhead Allocation	176,151	182,372	174,666	157,606
3710 - Library - Operating Total	872,140	887,321	879,300	931,999
Library Total	872,140	887,321	879,300	931,999

Shire of Esperance Budget

For the year ending 30th June 2024

Management Budget

Account Description	Original Budget 2022/23	Current Budget 2022/23	Actuals to 14 June 2023	Budget 2023/24
Parks				
3210 - Parks - Operating				
105 - Fees & Charges	(1,000)	(500)	0	(1,000)
115 - Grants, Subsidies & Contributions	0	(38,000)	0	(38,000)
125 - Reimbursements	(2,000)	(19,257)	(19,257)	(2,000)
350 - Administration Expenses	19,300	19,300	10,403	10,000
420 - Operations	128,813	134,686	119,676	150,141
460 - Building Operations	3,330	3,734	2,117	3,571
500 - Building Maintenance	6,000	6,000	1,487	8,120
540 - Maintenance	1,417,789	1,423,139	1,485,802	1,496,200
940 - Non Cash Expense	1,105,500	1,218,289	1,203,157	1,511,850
980 - Overhead Allocation	31,130	30,974	33,469	43,810
3210 - Parks - Operating Total	2,708,862	2,778,365	2,836,853	3,182,692
7210 - Parks - Capital				
150 - Capital Grants Received	(863,850)	(863,850)	0	(845,000)
190 - Proceeds on Sale of Assets	(59,500)	(84,409)	0	(60,500)
705 - Purchases	205,500	214,071	7,708	202,000
715 - Infrastructure Project	1,126,362	1,274,874	726,115	912,836
955 - Transfer from Reserves	0	(150,511)	(199,534)	0
7210 - Parks - Capital Total	408,512	390,175	534,290	209,336
Parks Total	3,117,374	3,168,540	3,371,143	3,392,028
Public Halls				
3290 - Public Halls - Operating				
125 - Reimbursements	(11,000)	(11,000)	(19,942)	(11,000)
460 - Building Operations	32,888	27,847	28,241	37,062
500 - Building Maintenance	284,448	284,448	104,404	306,402
940 - Non Cash Expense	250,512	250,512	250,507	250,512
980 - Overhead Allocation	74,472	74,641	92,363	66,742
3290 - Public Halls - Operating Total	631,320	626,448	455,573	649,718
7290 - Public Halls - Capital				
710 - Building Project	100,000	100,000	0	100,000
955 - Transfer from Reserves	(100,000)	(100,000)	0	(100,000)
7290 - Public Halls - Capital Total	0	0	0	0
Public Halls Total	631,320	626,448	455,573	649,718
Self Supporting Loans				
4900 - Self Supporting Loans - Operating				
125 - Reimbursements	(59,412)	(59,412)	(62,161)	(53,124)
390 - Interest Paid	59,412	59,412	60,979	53,124
Total	0	0	(1,182)	0
8900 - Self Supporting Loans - Capital				
196 - Loan Repayments	(198,229)	(198,229)	(198,228)	(190,736)
790 - Principal Repayments	198,229	198,229	198,228	190,736
8900 - Self Supporting Loans - Capital Total	0	0	0	0
Self Supporting Loans Total	0	0	(1,182)	0
Sport and Recreation Management				
Operating				
105 - Fees & Charges	(1,400)	(1,250)	(1,450)	(1,400)
125 - Reimbursements	(2,300)	(1,000)	(1,383)	(1,000)
460 - Building Operations	2,150	1,360	1,333	1,700
500 - Building Maintenance	1,800	1,800	1,739	2,301
550 - Grounds Maintenance	0	0	348	0
980 - Overhead Allocation	10,032	9,901	9,256	9,210
Operating Total	10,282	10,811	9,843	10,811
Sport and Recreation Management Total	10,282	10,811	9,843	10,811

Shire of Esperance Budget

For the year ending 30th June 2024

Management Budget

Account Description	Original Budget 2022/23	Current Budget 2022/23	Actuals to 14 June 2023	Budget 2023/24
Sporting Complexes				
3240 - Sporting Complexes - Operating				
105 - Fees & Charges	(137,000)	(120,000)	(124,648)	(137,000)
115 - Grants, Subsidies & Contributions	(150,000)	(150,000)	0	(150,000)
125 - Reimbursements	(76,500)	(74,700)	(68,278)	(4,500)
300 - Employee Costs	77,250	84,311	100,268	85,400
350 - Administration Expenses	6,000	5,500	4,289	6,000
370 - Special Projects	260,395	260,395	10,425	249,970
460 - Building Operations	187,000	159,993	152,507	179,707
500 - Building Maintenance	262,150	262,150	104,868	216,057
940 - Non Cash Expense	405,816	406,000	406,000	406,000
955 - Transfer from Reserves	(149,000)	(126,000)	0	0
980 - Overhead Allocation	30,865	30,808	35,573	58,097
3240 - Sporting Complexes - Operating Total	716,976	738,457	621,004	909,731
7240 - Sporting Complexes - Capital				
150 - Capital Grants Received	(365,000)	0	0	(2,934,368)
710 - Building Project	952,129	587,129	0	3,521,497
960 - Transfer from Unspent Grant Reserves	(250,000)	(250,000)	(250,000)	(250,000)
7240 - Sporting Complexes - Capital Total	337,129	337,129	(250,000)	337,129
Sporting Complexes Total	1,054,105	1,075,586	371,004	1,246,860
Sporting Grounds				
3230 - Sporting Grounds - Operating				
105 - Fees & Charges	(225,000)	(240,000)	(275,780)	(286,800)
115 - Grants, Subsidies & Contributions	(50,000)	(50,000)	0	(50,000)
125 - Reimbursements	(40,500)	(48,500)	(28,821)	(40,500)
370 - Special Projects	85,000	121,652	142,106	156,800
420 - Operations	77,287	72,343	49,469	67,232
460 - Building Operations	18,462	13,686	15,802	11,431
500 - Building Maintenance	0	0	558	0
540 - Maintenance	446,255	446,264	485,664	468,400
980 - Overhead Allocation	28,022	27,875	30,508	42,384
3230 - Sporting Grounds - Operating Total	339,526	343,320	419,505	368,947
7230 - Sporting Grounds - Capital				
715 - Infrastructure Project	330,000	380,000	208,515	180,000
955 - Transfer from Reserves	(22,500)	(22,500)	0	(22,500)
7230 - Sporting Grounds - Capital Total	307,500	357,500	208,515	157,500
Sporting Grounds Total	647,026	700,820	628,020	526,447

Shire of Esperance Budget

For the year ending 30th June 2024

Management Budget

Account Description	Original Budget 2022/23	Current Budget 2022/23	Actuals to 14 June 2023	Budget 2023/24
Television & Radio				
3270 - Television & Radio - Operating				
420 - Operations	12,390	12,393	12,707	13,030
540 - Maintenance	5,335	5,335	4,740	5,335
980 - Overhead Allocation	3,083	3,025	2,841	2,523
3270 - Television & Radio - Operating Total	20,808	20,753	20,288	20,888
7270 - Television & Radio - Capital				
705 - Purchases	160,000	160,000	0	160,000
955 - Transfer from Reserves	(160,000)	(160,000)	0	(160,000)
7270 - Television & Radio - Capital Total	0	0	0	0
Television & Radio Total	20,808	20,753	20,288	20,888
Water Supply				
3250 - Water Supply - Operating				
105 - Fees & Charges	(100,000)	(75,000)	(56,311)	(75,000)
420 - Operations	19,330	18,234	17,398	17,989
540 - Maintenance	162,930	192,930	243,252	194,700
980 - Overhead Allocation	18,185	17,969	16,712	16,615
3250 - Water Supply - Operating Total	100,445	154,133	221,051	154,304
Water Supply Total	100,445	154,133	221,051	154,304
11 - Recreation & Culture Total	12,916,761	13,905,374	12,328,300	14,268,047

Shire of Esperance Budget

For the year ending 30th June 2024

Management Budget

Account Description	Original Budget 2022/23	Current Budget 2022/23	Actuals to 14 June 2023	Budget 2023/24
12 - Transport				
Esperance Airport				
3510 - Esperance Airport - Operating				
105 - Fees & Charges	(1,385,000)	(1,365,100)	(1,394,176)	(1,398,000)
115 - Grants, Subsidies & Contributions	0	(8,756)	0	(8,756)
125 - Reimbursements	(7,500)	(24,000)	(21,705)	(8,000)
130 - Non Cash Income	(33,500)	(33,500)	0	(33,500)
300 - Employee Costs	378,371	380,867	379,320	454,336
350 - Administration Expenses	47,900	43,593	121,647	43,800
370 - Special Projects	91,200	111,200	99,993	75,000
420 - Operations	188,038	206,284	186,644	191,784
550 - Grounds Maintenance	0	0	479	0
575 - Airside Maintenance	37,500	42,356	20,124	46,256
576 - Landside Building Maintenance	286,950	286,950	40,893	291,069
577 - Landside Grounds Maintenance	34,000	56,500	34,557	34,000
940 - Non Cash Expense	344,918	346,192	326,832	388,184
955 - Transfer from Reserves	(165,000)	(165,000)	(165,000)	(165,000)
980 - Overhead Allocation	121,311	126,413	125,116	165,659
3510 - Esperance Airport - Operating Total	(60,812)	3,999	(245,277)	76,832
7510 - Esperance Airport - Capital				
190 - Proceeds on Sale of Assets	(46,500)	(46,500)	0	(16,500)
705 - Purchases	224,957	224,957	102,215	53,500
775 - Airside Projects	200,000	200,000	0	400,000
776 - Landside Projects	25,000	25,000	0	125,000
955 - Transfer from Reserves	(403,457)	(403,457)	(102,215)	(562,000)
7510 - Esperance Airport - Capital Total	0	0	(0)	0
Esperance Airport Total	(60,812)	3,999	(245,278)	76,832
Licensing Department				
3880 - Licensing Department - Operating				
105 - Fees & Charges	(260,000)	(260,000)	(272,839)	(265,000)
125 - Reimbursements	(2,000)	(3,000)	(4,240)	(2,000)
300 - Employee Costs	223,560	221,757	219,066	276,500
350 - Administration Expenses	5,030	6,380	10,562	5,780
980 - Overhead Allocation	80,472	79,557	75,102	99,016
3880 - Licensing Department - Operating Total	47,062	44,694	27,650	114,296
Licensing Department Total	47,062	44,694	27,650	114,296

Shire of Esperance Budget

For the year ending 30th June 2024

Management Budget

Account Description	Original Budget 2022/23	Current Budget 2022/23	Actuals to 14 June 2023	Budget 2023/24
Road Making Plant				
3540 - Road Making Plant - Operating				
115 - Grants, Subsidies & Contributions	(5,000)	(5,000)	(80,000)	0
125 - Reimbursements	(250)	(250)	(11,050)	(250)
130 - Non Cash Income	(36)	(36)	(161,906)	(62,038)
350 - Administration Expenses	28,000	29,000	40,240	95,000
940 - Non Cash Expense	306,913	354,688	198,505	260,618
3540 - Road Making Plant - Operating Total	329,627	378,402	(14,211)	293,330
7540 - Road Making Plant - Capital				
190 - Proceeds on Sale of Assets	(620,050)	(706,243)	(812,997)	(560,262)
705 - Purchases	3,147,072	3,245,688	2,480,890	3,025,000
955 - Transfer from Reserves	0	0	0	(170,800)
7540 - Road Making Plant - Capital Total	2,527,022	2,539,445	1,667,893	2,293,938
Road Making Plant Total	2,856,649	2,917,847	1,653,682	2,587,268
Roads & Streets				
3930 - Road & Street - Operating				
115 - Grants, Subsidies & Contributions	(11,000)	(11,000)	(6,554)	(10,000)
125 - Reimbursements	0	(15,765)	(15,765)	0
485 - Roadwise	4,775	4,775	5	3,000
486 - Community Assistance	12,000	15,000	22,164	19,000
555 - Town Roads	645,630	643,980	817,010	655,500
556 - Rural Roads	3,519,783	4,019,783	4,155,383	4,000,000
557 - Crossovers	18,500	10,000	6,586	12,000
558 - Drainage	128,193	136,293	115,104	141,193
559 - Car Parks	26,000	26,000	23,590	26,000
560 - Street Trees	272,600	272,600	327,088	286,300
561 - Footpaths	106,000	150,000	137,744	126,000
562 - Street Lights	353,000	404,000	378,930	435,000
563 - Gravel Pits	54,000	54,000	24,291	54,000
564 - Landscaping	24,530	24,530	28,256	70,700
567 - Town Road Verges	255,000	330,000	445,686	300,000
940 - Non Cash Expense	14,233,732	14,520,596	14,520,596	17,792,165
960 - Transfer from Unspent Grant Reserves	(1,775)	(1,775)	(1,775)	0
3930 - Road & Street - Operating Total	19,640,968	20,583,017	20,978,340	23,910,858
7930 - Road & Street - Capital				
150 - Capital Grants Received	(1,155,031)	(1,164,122)	(257,894)	(906,228)
151 - Roads to Recovery	(2,238,162)	(2,238,162)	(1,538,162)	(3,352,202)
152 - BlackSpot	(961,600)	(1,496,520)	(1,153,440)	(6,898,770)
153 - Main Roads	(4,445,809)	(4,445,809)	(3,683,409)	(3,853,486)
154 - Main Roads - Direct	(773,688)	(854,184)	(854,184)	(900,000)
755 - Town Roads - BlackSpot	1,220,000	1,470,000	834,825	1,761,432
757 - Town Roads - MainRoads	813,600	813,600	802,815	747,000
758 - Town Roads - Municipal Allocation	1,602,667	1,602,667	115,173	1,826,226
760 - Rural Roads - BlackSpot	432,775	483,975	154,317	5,928,671
761 - Rural Roads - Roads to Recovery	2,854,112	2,854,112	1,779,297	4,532,119
762 - Rural Roads - MainRoads	5,890,273	6,026,773	6,346,059	4,695,705
763 - Rural Roads - Municipal Allocation	5,368,026	5,046,746	4,247,929	5,571,560
766 - Drainage	45,000	45,000	4,654	300,000
767 - Car Park	280,000	289,091	83,597	530,000
769 - Footpaths	967,407	967,407	315,296	1,391,536
7930 - Road & Street - Capital Total	9,899,570	9,400,574	7,196,872	11,373,563
Roads & Streets Total	29,540,538	29,983,591	28,175,212	35,284,421

Shire of Esperance Budget

For the year ending 30th June 2024

Management Budget

Account Description	Original Budget 2022/23	Current Budget 2022/23	Actuals to 14 June 2023	Budget 2023/24
Rural Depots & Housing				
3570 - Rural Depots & Housing - Operating				
125 - Reimbursements	(1,000)	(1,000)	(2,528)	(2,000)
350 - Administration Expenses	2,300	2,300	2,287	22,800
460 - Building Operations	22,612	25,408	20,955	25,577
500 - Building Maintenance	79,650	81,604	42,597	61,389
550 - Grounds Maintenance	2,200	2,200	739	2,000
940 - Non Cash Expense	57,326	57,326	57,326	57,326
Total	163,088	167,838	121,377	167,092
Rural Depots & Housing Total	163,088	167,838	121,377	167,092
12 - Transport Total	32,546,525	33,117,969	29,732,644	38,229,909
13 - Economic Services				
Building Services				
4020 - Building Services - Operating				
105 - Fees & Charges	(92,412)	(95,462)	(85,988)	(88,790)
115 - Grants, Subsidies & Contributions	0	(3,135)	(3,135)	0
125 - Reimbursements	0	0	(400)	0
300 - Employee Costs	306,210	263,058	268,017	266,234
350 - Administration Expenses	14,700	21,964	27,383	26,760
360 - Professional Services	8,000	7,000	6,200	8,000
980 - Overhead Allocation	114,836	118,679	119,332	122,535
4020 - Building Services - Operating Total	351,334	312,104	331,409	334,739
8020 - Building Services - Capital				
190 - Proceeds on Sale of Assets	(13,000)	(13,000)	0	0
705 - Purchases	48,000	48,000	36,110	0
8020 - Building Services - Capital Total	35,000	35,000	36,110	0
Building Services Total	386,334	347,104	367,519	334,739
Caravan Park				
4210 - Shire Caravan Park - Operating				
105 - Fees & Charges	(200,000)	(220,000)	(237,963)	(230,000)
360 - Professional Services	0	3,500	3,500	0
980 - Overhead Allocation	48,035	48,291	50,521	10,303
4210 - Shire Caravan Park - Operating Total	(151,965)	(168,209)	(183,941)	(219,697)
Caravan Park Total	(151,965)	(168,209)	(183,941)	(219,697)
Economic Development				
4170 - Economic Development - Operating				
115 - Grants, Subsidies & Contributions	(60,000)	(60,000)	(65,000)	0
125 - Reimbursements	0	0	(1,271)	0
130 - Non Cash Income	(1,500)	(1,500)	0	0
300 - Employee Costs	84,685	67,772	67,445	87,296
350 - Administration Expenses	11,750	6,210	4,881	7,150
370 - Special Projects	107,565	107,565	83,237	30,000
940 - Non Cash Expense	0	0	2,719	4,332
955 - Transfer from Reserves	(30,000)	(30,000)	0	(30,000)
960 - Transfer from Unspent Grant Reserves	(22,565)	(22,565)	(22,565)	0
980 - Overhead Allocation	112,561	124,887	123,423	181,134
Total	202,496	192,369	192,870	279,912
8170 - Economic Development - Capital				
190 - Proceeds on Sale of Assets	(13,500)	(13,500)	(10,578)	0
705 - Purchases	36,000	36,110	36,110	0
8170 - Economic Development - Capital Total	22,500	22,610	25,532	0
Economic Development Total	224,996	214,979	218,402	279,912

Shire of Esperance Budget

For the year ending 30th June 2024

Management Budget

Account Description	Original Budget 2022/23	Current Budget 2022/23	Actuals to 14 June 2023	Budget 2023/24
Esperance Visitor Centre				
3920 - Esperance Visitor Centre - Operating				
105 - Fees & Charges	(185,000)	(194,055)	(215,750)	(210,000)
300 - Employee Costs	343,850	337,130	323,249	327,500
350 - Administration Expenses	32,650	31,968	29,062	34,050
460 - Building Operations	13,630	13,123	12,573	12,802
469 - Resale	91,000	96,000	121,444	105,000
500 - Building Maintenance	21,600	21,600	10,699	27,932
940 - Non Cash Expense	4,929	4,929	5,142	4,857
980 - Overhead Allocation	78,355	79,227	78,486	93,843
Total	401,014	389,922	364,906	395,984
Esperance Visitor Centre Total	401,014	389,922	364,906	395,984
Rural Services				
3350 - Rural Services - Operating				
115 - Grants, Subsidies & Contributions	(100,000)	(100,000)	(47,925)	(198,158)
350 - Administration Expenses	0	0	0	99,554
420 - Operations	800	600	474	800
435 - Wild Dog Control	390,707	390,707	202,087	245,149
545 - Water Supply Maintenance	17,000	17,000	6,047	17,000
960 - Transfer from Unspent Grant Reserves	(280,707)	(280,707)	(280,707)	(136,545)
980 - Overhead Allocation	30,060	29,568	27,499	22,627
3350 - Rural Services - Operating Total	57,860	57,168	(92,525)	50,427
7350 - Rural Services - Capital				
150 - Capital Grants Received	(125,000)	(125,000)	0	(125,000)
715 - Infrastructure Project	0	1,047	1,047	0
7350 - Rural Services - Capital Total	(125,000)	(123,953)	1,047	(125,000)
Rural Services Total	(67,140)	(66,785)	(91,479)	(74,573)
Shire Building Management				
4030 - Shire Building Management - Operating				
115 - Grants, Subsidies & Contributions	0	(15,000)	(7,293)	0
125 - Reimbursements	0	(90,000)	(84,290)	0
300 - Employee Costs	72,262	168,782	184,701	75,638
350 - Administration Expenses	13,300	13,200	14,898	13,200
985 - Overhead Recovered	(85,562)	(76,982)	(104,262)	(88,838)
Total	0	0	3,754	0
Shire Building Management Total	0	0	3,754	0
Tourism & Area Promotion				
3900 - Tourism & Area Promotion - Operating				
105 - Fees & Charges	(25,000)	(65,000)	(68,131)	0
125 - Reimbursements	(4,000)	(6,000)	(3,858)	(4,000)
370 - Special Projects	214,800	213,665	202,621	165,576
376 - Marketing	50,000	50,000	51,036	80,000
420 - Operations	2,600	2,700	2,669	2,500
460 - Building Operations	49,680	71,946	77,274	19,768
500 - Building Maintenance	36,200	36,200	10,703	32,139
540 - Maintenance	80,893	76,893	50,648	81,705
940 - Non Cash Expense	19,118	19,118	19,118	19,118
955 - Transfer from Reserves	(70,000)	(64,545)	(64,545)	(10,000)
980 - Overhead Allocation	28,080	29,491	29,815	81,529
Total	382,371	364,468	307,351	468,335
Tourism & Area Promotion Total	382,371	364,468	307,351	468,335
13 - Economic Services Total	1,175,610	1,081,479	986,511	1,184,700

Shire of Esperance Budget

For the year ending 30th June 2024

Management Budget

Account Description	Original Budget 2022/23	Current Budget 2022/23	Actuals to 14 June 2023	Budget 2023/24
14 - Other Property & Services				
Asset Management				
3200 - Asset Management - Operating				
115 - Grants, Subsidies & Contributions	(11,960)	0	0	0
125 - Reimbursements	(1,500)	(2,000)	(1,923)	(1,700)
130 - Non Cash Income	0	0	(46,917)	0
300 - Employee Costs	1,360,490	1,294,132	1,269,098	1,369,186
350 - Administration Expenses	193,500	207,500	206,446	208,500
940 - Non Cash Expense	45,986	37,986	29,502	57,331
980 - Overhead Allocation	338,221	341,987	326,242	399,291
3200 - Asset Management - Operating Total	1,924,737	1,879,605	1,782,449	2,032,608
7200 - Asset Management - Capital				
190 - Proceeds on Sale of Assets	(64,500)	(88,636)	(86,124)	(40,000)
705 - Purchases	211,000	213,109	216,951	160,000
7200 - Asset Management - Capital Total	146,500	124,473	130,827	120,000
Asset Management Total	2,071,237	2,004,078	1,913,277	2,152,608
Asset Management Planning				
Operating				
125 - Reimbursements	0	0	(367)	0
300 - Employee Costs	325,613	358,119	362,818	450,669
350 - Administration Expenses	18,200	15,000	15,023	19,900
370 - Special Projects	10,000	10,000	10,080	0
980 - Overhead Allocation	89,447	90,150	93,231	148,957
Operating Total	443,260	473,269	480,785	619,526
Asset Management Planning Total	443,260	473,269	480,785	619,526
Depot, Store & Office				
3580 - Depot, Store & Office - Operating				
105 - Fees & Charges	(9,150)	(9,150)	(756)	(4,400)
125 - Reimbursements	0	(1,000)	(873)	0
300 - Employee Costs	270,000	294,221	316,561	279,785
350 - Administration Expenses	53,000	51,150	39,408	47,500
460 - Building Operations	87,272	90,049	84,471	105,466
487 - Stock Purchased	2,000	2,000	0	2,000
500 - Building Maintenance	149,950	79,950	125,467	339,352
550 - Grounds Maintenance	61,500	104,500	113,513	86,000
940 - Non Cash Expense	89,292	90,636	92,172	97,388
3580 - Depot, Store & Office - Operating Total	703,864	702,356	769,964	953,091
7580 - Depot, Store & Office - Capital				
705 - Purchases	0	87,924	87,924	0
955 - Transfer from Reserves	0	(87,924)	(87,924)	0
7580 - Depot, Store & Office - Capital Total	0	0	0	0
Depot, Store & Office Total	703,864	702,356	769,964	953,091

Shire of Esperance Budget

For the year ending 30th June 2024

Management Budget

Account Description	Original Budget 2022/23	Current Budget 2022/23	Actuals to 14 June 2023	Budget 2023/24
Flinders Development				
4180 - Flinders Development - Operating				
130 - Non Cash Income	(390,000)	(337,500)	(294,704)	(400,000)
350 - Administration Expenses	4,000	7,000	1,212	7,000
360 - Professional Services	0	100,000	0	100,000
955 - Transfer from Reserves	0	(100,000)	0	(100,000)
980 - Overhead Allocation	5,864	5,751	5,353	4,845
4180 - Flinders Development - Operating Total	(380,136)	(324,749)	(288,139)	(388,155)
8180 - Flinders Development - Capital				
190 - Proceeds on Sale of Assets	(780,000)	(675,000)	(658,575)	(800,000)
195 - Borrowings	0	0	0	(2,500,000)
715 - Infrastructure Project	2,378,823	2,378,823	2,203,285	5,175,538
955 - Transfer from Reserves	(2,378,823)	(2,378,823)	(2,203,285)	(2,675,538)
8180 - Flinders Development - Capital Total	(780,000)	(675,000)	(658,575)	(800,000)
Flinders Development Total	(1,160,136)	(999,749)	(946,714)	(1,188,155)
Industrial Park Development				
Development - Operating				
105 - Fees & Charges	(10,500)	(9,500)	(9,564)	(6,000)
115 - Grants, Subsidies & Contributions	(10,000)	(10,000)	(11,000)	(10,000)
130 - Non Cash Income	(100,000)	(1,400,000)	(1,038,298)	(175,000)
350 - Administration Expenses	2,000	2,000	27	2,000
390 - Interest Paid	37,254	37,254	37,248	34,550
980 - Overhead Allocation	9,099	9,079	10,751	10,264
Development - Operating Total	(72,147)	(1,371,167)	(1,010,836)	(144,186)
Development - Capital				
190 - Proceeds on Sale of Assets	(200,000)	(2,800,000)	(3,156,217)	(350,000)
715 - Infrastructure Project	0	30,000	0	230,000
790 - Principal Repayments	52,417	52,417	52,417	54,813
955 - Transfer from Reserves	0	(30,000)	0	(230,000)
Development - Capital Total	(147,583)	(2,747,583)	(3,103,800)	(295,187)
Industrial Park Development Total	(219,730)	(4,118,750)	(4,114,636)	(439,373)
Other Properties & Services				
3490 - Other Properties & Services - Operating				
105 - Fees & Charges	(12,500)	(19,500)	(17,207)	(37,500)
125 - Reimbursements	0	0	(1,350)	0
350 - Administration Expenses	6,000	3,000	6,018	9,000
460 - Building Operations	11,700	12,137	12,782	16,050
500 - Building Maintenance	0	5,000	3,823	15,729
550 - Grounds Maintenance	1,575	4,000	7,249	1,900
940 - Non Cash Expense	0	0	2,913	19,217
980 - Overhead Allocation	41,444	41,548	50,153	55,912
Total	48,219	46,185	64,379	80,308
7490 - Other Properties & Services - Capital				
190 - Proceeds on Sale of Assets	(260,000)	0	0	0
705 - Purchases	0	782,000	781,960	335,000
715 - Infrastructure Project	882,016	2,331,505	143,964	587,541
955 - Transfer from Reserves	(882,016)	(3,113,505)	(925,924)	(922,541)
Total	(260,000)	0	(0)	0
Other Properties & Services Total	(211,781)	46,185	64,379	80,308

Shire of Esperance Budget

For the year ending 30th June 2024

Management Budget

Account Description	Original Budget 2022/23	Current Budget 2022/23	Actuals to 14 June 2023	Budget 2023/24
Outside Works				
3590 - Outside Works - Operating				
115 - Grants, Subsidies & Contributions	0	(2,148)	(3,420)	0
125 - Reimbursements	(80,000)	(80,000)	(132,951)	(85,000)
300 - Employee Costs	2,092,615	2,137,635	2,535,851	2,301,853
350 - Administration Expenses	338,000	454,000	482,973	401,000
980 - Overhead Allocation	282,767	285,102	288,400	345,972
985 - Overhead Recovered	(5,261,983)	(5,376,550)	(5,531,714)	(5,949,524)
3590 - Outside Works - Operating Total	(2,628,601)	(2,581,961)	(2,360,861)	(2,985,699)
Outside Works Total	(2,628,601)	(2,581,961)	(2,360,861)	(2,985,699)
Plant & Vehicle Operations				
3550 - Plant & Vehicles - Operating				
115 - Grants, Subsidies & Contributions	(175,000)	(165,000)	(168,147)	(190,000)
125 - Reimbursements	(18,000)	(5,000)	(920)	(2,000)
130 - Non Cash Income	0	0	(12,909)	0
300 - Employee Costs	394,013	408,348	497,354	392,641
350 - Administration Expenses	46,000	49,360	48,219	49,300
395 - Vehicle Costs	2,329,013	2,526,000	2,774,028	3,019,000
410 - Insurance	205,000	247,179	247,179	268,270
940 - Non Cash Expense	23,016	24,334	24,445	24,336
980 - Overhead Allocation	(593,769)	(838,201)	(757,667)	(696,008)
985 - Overhead Recovered	(2,201,579)	(2,247,020)	(2,601,012)	(2,865,539)
3550 - Plant & Vehicles - Operating Total	8,694	0	50,570	0
Plant & Vehicle Operations Total	8,694	0	50,570	0
Plant Depreciation				
3560 - Plant Depreciation - Operating				
940 - Non Cash Expense	1,253,172	1,262,399	1,273,774	1,315,752
985 - Overhead Recovered	(1,253,172)	(1,262,399)	(1,247,807)	(1,315,752)
3560 - Plant Depreciation - Operating Total	0	0	25,966	0
Plant Depreciation Total	0	0	25,966	0
Private Works				
3600 - Private Works - Operating				
146 - Private Works Income Work Orders	(70,000)	(140,000)	(157,735)	(70,000)
490 - Private Works Expenses	50,000	100,000	126,470	50,000
3600 - Private Works - Operating Total	(20,000)	(40,000)	(31,265)	(20,000)
Private Works Total	(20,000)	(40,000)	(31,265)	(20,000)
Project Management				
3460 - Project Management - Operating				
130 - Non Cash Income	0	0	(6,727)	0
300 - Employee Costs	156,550	4,158	4,270	0
350 - Administration Expenses	6,900	1,396	1,396	0
940 - Non Cash Expense	3,000	0	0	0
980 - Overhead Allocation	(163,450)	0	0	0
3460 - Project Management - Operating Total	3,000	5,554	(1,061)	0
7460 - Project Management - Capital				
190 - Proceeds on Sale of Assets	(13,000)	0	0	0
705 - Purchases	48,000	0	0	0
7460 - Project Management - Capital Total	35,000	0	0	0
Project Management Total	38,000	5,554	(1,061)	0
14 - Other Property & Services Total	(975,193)	(4,509,018)	(4,149,597)	(827,694)

Shire of Esperance Budget

For the year ending 30th June 2024

Management Budget

Account Description	Original Budget 2022/23	Current Budget 2022/23	Actuals to 14 June 2023	Budget 2023/24
15 - Funds Transfer				
Funds Transfer				
8700 - Funds Transfer - Capital				
956 - Transfer to Reserves	3,825,950	6,411,049	16,394,442	3,365,739
8700 - Funds Transfer - Capital Total	3,825,950	6,411,049	16,394,442	3,365,739
Funds Transfer Total	3,825,950	6,411,049	16,394,442	3,365,739
15 - Funds Transfer Total	3,825,950	6,411,049	16,394,442	3,365,739
Total	24,635,933	24,110,733	20,431,864	29,203,210

Shire of Esperance Budget

For the year ending 30th June 2024

Management Budget Movements in Cash Reserves

Reserve Name	1-Jul-2023	Transfers In			Transfers Out			Total	30-Jun-2024	Budget Year
	Opening Balance	Interest	Sum	Total	Operating	Carryovers	Capital		Closing Balance	Net Change \$
Land Purchase & Development Reserve	4,753,852	115,232	1,150,000	1,265,232	(630,000)	(763,079)	(3,065,000)	(4,458,079)	1,561,005	(3,192,847)
Eastern Suburbs Water Pipeline Reserve	39,180	950	-	950	-	-	-	-	40,130	950
Jetty Reserve	317,976	7,708	140,000	147,708	-	-	-	-	465,684	147,708
Aerodrome Reserve	6,850,889	166,115	112,852	278,967	(175,000)	(362,000)	(200,000)	(737,000)	6,392,856	(458,033)
Off Street Parking (CBD) Reserve	557,726	13,519	-	13,519	-	-	-	-	571,245	13,519
Sanitation Reserve	11,259,137	272,913	777,673	1,050,586	-	(557,007)	(3,035,000)	(3,592,007)	8,717,716	(2,541,421)
Esperance Homecare Fundraising Reserve	743,736	18,028	-	18,028	-	-	-	-	761,764	18,028
Plant Replacement Reserve	768,104	18,619	-	18,619	-	-	(170,800)	(170,800)	615,923	(152,181)
Building Maintenance & Renewal Reserve	2,086,654	50,581	255,214	305,795	-	(429,785)	(80,000)	(509,785)	1,882,664	(203,990)
Employee Entitlements - Long Service Leave Reserve	1,308,315	31,714	-	31,714	-	-	-	-	1,340,029	31,714
Governance & Workers Compensation Reserve	43,752	1,061	80,000	81,061	(62,364)	-	-	(62,364)	62,449	18,697
EHC Asset Replacement Reserve	994,990	24,119	-	24,119	-	(264,342)	(220,000)	(484,342)	534,767	(460,223)
IT System & Process Development Reserve	44,025	1,067	50,000	51,067	(19,500)	-	-	(19,500)	75,592	31,567
Esperance Homecare Annual Leave Reserve	318,826	7,728	-	7,728	-	-	-	-	326,554	7,728
Esperance Homecare Long Service Leave Reserve	311,601	7,553	-	7,553	-	-	-	-	319,154	7,553
Priority Projects Reserve	540,131	13,093	50,000	63,093	(195,866)	-	-	(195,866)	407,358	(132,773)
Unspent Grants Reserve	8,168,376	-	-	-	-	(8,168,376)	-	(8,168,376)	-	(8,168,376)
	39,107,270	750,000	2,615,739	3,365,739	(1,082,730)	(10,544,589)	(6,770,800)	(18,398,119)	24,074,890	(15,032,380)

Line Item	Description	Account	Rev. \$	Exp. \$	Net \$
<u>Governance & Administration</u>					
1	IT Capital purchases	01-7140-705-660	-	25,000	25,000
2	IT - Professional Services	01-3140-360-405	-	35,800	35,800
3	Shire website	W2213	-	50,000	50,000
4	Communication and Engagement Strategy	W4258	-	3,390	3,390
5	Rates prize draws	01-3110-415-630	(1,750)	-	(1,750)
<u>Law Order & Public Safety</u>					
6	Rural House Numbering	W2242	-	30,000	30,000
7	Pioneer Water Tanks - Salmon Gums, Condy, Mt Beau, Cascade	W3739	-	8,500	8,500
8	Condingup Fire Brigade Shed	W3913 01-8100-150-760	(380,000)	407,320	27,320
9	CCTV maintenance	W3897	-	23,968	23,968
10	CCTV Stage 2 and 4	01-7140-150-761	(19,500)	-	(19,500)
<u>Education & Welfare</u>					
11	Fire Hydrant	W2838 01-3860-955-900	(116,127)	116,127	-
12	Home Care building refurbishment	W3251 01- 7810-955-944	(348,342)	348,342	-
<u>Community Amenities</u>					
13	James Street Precinct Cultural Area Masterplan	W3473 01-4010-955-956	(153,366)	153,366	-
14	Truckwash Facility Pump Shed and Equipment	W3477 01-7420-955-912	(44,274)	44,274	-
15	Installation of Dump Point for Trade Waste at Sheldon Road	W3742 01-7420-955-912	(24,000)	24,000	-
16	Myrup Waste Transfer Station	W4102 01-7420-955-912	(302,733)	302,733	-
17	Lot 12 Kirwan Road - Site Rehabilitation	W4101 Transfer recal	(150,000)	150,000	-
18	Cemetery Niche Wall	W4152	-	40,000	40,000
19	FOGO Project	W3468 Transfer recal	(64,000)	64,000	-
20	Ground penetrating radar to find graves (ex W2225)	W4302 01-3530-955-956	(20,000)	20,000	-
<u>Recreation & Culture</u>					
21	BOILC Dry training	01-3750-474-390	-	2,500	2,500
22	Community Grant - Esperance Goldfields Surf Life Saving Club	W2129-514-624	-	152,000	152,000
23	Digital Health Literacy	W3985	-	1,690	1,690
24	Science Week	W2167	-	910	910
25	Museum Interpretation Plan Outcomes	W3907	-	10,000	10,000
26	Dempster Head Radio Tower	W3970 01-7270-955-912	(160,000)	160,000	-
27	Coastal Management Plan Review	W3727-501-511	-	41,730	41,730
28	Cascades Town Playground	W3734	-	1,464	1,464
29	Wharton Beach & Duke Coastal Upgrade	W3735	-	28,675	28,675
30	Twilight Beach All Abilities Access Ramp	W3736	-	58,769	58,769
31	Tjaltjraak Boodja Park - coastal works	W4153	-	32,700	32,700
32	Scaddan Public Hall	W3461	-	337,129	337,129
33	Public Open Space Implementation (Trf ex W3916)	W2249	-	71,119	71,119
34	Lake Monjingup Management Plan Review	W3247	-	7,522	7,522
35	GSG Masterplan	W3968 01-7230-955-956	(22,500)	180,000	157,500
36	Adventureland Park Maze	W4156	-	9,651	9,651
37	Sand Back Pass Pipe Line - Hotspot Coastal Adapt (DOT funded)	W4157 01-7220-150-760	(643,199)	1,319,640	676,441
38	Winter Wonderland July 2023	W4237	-	25,684	25,684

Line Item	Description	Account	Rev. \$	Exp. \$	Net \$
Transport					
39	Balance of Roads Program	See Attached	(1,756,500)	5,173,360	3,416,860
40	Runway 11/29 friction testing	W3911 Transfer recalc	(25,000)	25,000	-
41	Runway 11/29 resurfacing	W4155 01- 7510-955-910	(200,000)	200,000	-
42	CCTV and lighting - Airport	W4148 01-7510-955-910	(25,000)	25,000	-
43	Airport lighting - funded by DOT	W2025-161-401 01-3510-115-155	(8,756)	8,756	-
Economic Services					
44	Building Maintenance Program	See Attached	(1,325,158)	1,325,158	-
45	Event Based Banners	W3245	-	5,805	5,805
46	Worker accommodation study	W4031 01-4170-955-902	(30,000)	30,000	-
Other Property & Services					
47	Flinders redesign	01-4180-360-405 01-4180-955-902	(100,000)	100,000	-
48	Flinders Development - Stage 3	W3914 01-8180-955-902	(95,259)	95,259	-
49	Flinders Development - Stage 4	W2463 01-8180-955-902	(80,279)	80,279	-
50	Ocean Street Development	W3915 01- 7490-955-902	(587,541)	587,541	-
51	Shark Lake Industrial Park Stage 2	W4269 01-8190-955-902	(30,000)	30,000	-
LRCI Funds					
52	LRCI - Rd 1 - Myrup Bore Standpipe	W3740 01-7350-150-761	(50,000)	-	(50,000)
53	LRCI - Rd 1 - Salmon Gums Water Tank refurbishment	W3741 01- 7350-150-761	(75,000)	-	(75,000)
54	LRCI - Rd 1 - River Road	W3835 01-7930-150-761	(206,228)	-	(206,228)
55	LRCI - Rd 2 - Esperance Golf Club Irrigation	W3832 01-3230-115-175	(50,000)	-	(50,000)
56	LRCI - Rd 2 - Lap Pontoon	W3837 01-7220-150-761	(216,278)	-	(216,278)
57	LRCI - Rd 2 - Pump Track	W3839 01-7210-150-761	(245,000)	-	(245,000)
58	LRCI - Rd 2 - Surf Club Building	W3840 01-3240-115-175	(150,000)	249,970	99,970
59	LRCI - Rd 2 - Civic Centre Rigging Upgrade	W3841 01-7910-150-761	(866)	-	(866)
60	LRCI - Rd 3 - Homecare Building Improvements	W2911 01- 7810-150-762	(100,000)	100,000	-
61	LRCI - Rd 3 - BOILC Plant Room and Heating Upgrade	W3136 01-7730-150-762	(275,000)	-	(275,000)
62	LRCI - Rd 3 - Seal Cascade Road	W3973 01-7930-150-761	(700,000)	-	(700,000)
63	LRCI - Rd 3 - Lost at Sea Memorial	W3975 01-7210-150-762	(37,500)	27,322	(10,178)
64	LRCI - Rd 3 - Pet Cemetery	W3976 01-7210-150-762	(37,500)	37,500	-
65	LRCI - Rd 3 - Dog Park Wild Cherry Park	W3977 01-7210-150-762	(150,000)	-	(150,000)
66	LRCI - Rd 3 - Mountain Bike Piggery XC	W3978 01-7210-150-762	(150,000)	109,880	(40,120)
67	LRCI - Rd 3 - Youth Precinct Toilet	W3979 01-7520-150-762	(150,000)	44,807	(105,193)
68	LRCI - Rd 3 - Civic Centre Toilets Upgrade	W3980 01-7910-150-762	(150,000)	128,841	(21,159)

Line Item	Description	Account	Rev. \$	Exp. \$	Net \$
69	LRCI - Rd 3 - CCTV Stage 3	W3981 01-7140-150-762	(110,938)	77,136	(33,802)
Fleet Purchases					
70	LV628 - 48179 - E45410 - 2016 Isuzu D-Max	01-7210-705-664	(13,500)	45,000	31,500
71	LV642 - 48193 - E45883 - 2017 Toyota Hilux	01-8040-705-664	(14,000)	48,000	34,000
72	LV648 2017 Isuzu D-Max - Airport	01-7510-705-664	(53,500)	53,500	-
73	LV652 2018 Hyundai Active I40 Sedan DSL Auto	01-7120-705-664	(11,000)	37,000	26,000
74	LV653 2018 Hyundai Active I40 Sedan DSL Auto	01-7160-705-664	(11,000)	37,000	26,000
75	LV654 2018 Hyundai Active I40 Sedan DSL Auto	01-7420-705-664	(11,000)	37,000	26,000
76	Mobile fuel pumps update to FOB capability (depot fuel trailers)	01-7540-705-663	-	15,000	15,000
77	Depot Fuel and Ad Blue System	01-7540-705-663	-	20,000	20,000
78	Ward Depot Fuel Monitoring System - Grass Patch/Cascades	01-7540-705-663	-	30,000	30,000
79	8 Wheeler Tip Truck - Replaces - T121 2017 Volvo Tip Truck	01-7540-705-665	(85,000)	310,000	225,000
80	Automated Truck Spreaders - (8x4 Tip Trucks)	01-7540-705-665	(3,000)	120,000	117,000
81	Day / Crib Van - Caravan - (Meeting Room)	01-7540-705-666	(32,262)	85,000	52,738
82	Attenuator Truck for Traffic Control	01-7540-705-665	-	200,000	200,000
83	Mulch Vacuum Transfer System	01-7540-705-663	-	15,000	15,000
84	LV645 2017 Isuzu D-Max	01-7210-705-664	(16,000)	53,500	37,500
85	LV646 2017 Isuzu D-Max	01-7210-705-664	(16,000)	53,500	37,500
Total Carryovers			(9,833,856)	13,909,117	4,075,261

Roads Program Carryovers 2022/2023				
Road		Work Order	Carryover	Income
Fisheries Road / Bandy Creek Road - Turning Lanes		W4126	650,479	(136,000)
Andrew Street Landscape - Town Improvements		W3255	50,000	-
Lease Road - Fuel Depot Access - Planning and Construct		W3708	797,089	(349,500)
Cape Le Grand Road Shoulder Sealing		W3747	51,200	-
Post Office Square Lights		W4130	13,388	-
St Germain Avenue - Traffic Calming		W4131	49,791	-
Tourist Signage Strategy		W4132	54,018	-
Fisheries Road Turning Lanes		W4133	398,016	-
Windich Street - Asphalt		W4134	63,786	-
Stubbing Street - Asphalt		W4135	55,137	-
Bandy Creek Road - Shoulder Sealing		W4120	384,054	(158,400)
Rollond Road - Coolgardie Esp Hwy to Bishops Road - Limestone Resheet		W4109	111,978	-
Rollond Road - Edwards Road to Cascades Road - Limestone Resheet		W4110	174,540	-
Grigg Road - Lake Catchment to Belgian Road - Construction Widening		W4113	827,002	(700,000)
Fisheries Road - Daniels Road to Alexander Bay Road - Reconstruction		W4116	298,293	(102,667)
Fisheries Road - Pavement Rehab		W4117	-	(33,333)
Grigg Road - Lake Catchment to Belgian Road - Construction Widening		W4119	590,686	(165,000)
Neds Corner Road - Widening		W4159	-	(54,600)
The Esplanade Carpark - Whale Tail		W4144	80,000	-
Heritage Interp Trail - Footpath		W3521	4,204	-
Castletown Quays Extension to Bandy Creek - Footpath		W3714	411,599	-
Bandy Creek Road - Path		W3956	108,098	(57,000)
			5,173,360	(1,756,500)
Building Maintenance Program Carryovers 2022/2023				
Building	Description	Account/Work Order	Carryover	Capital BM Reserve Transfer In
Admin Building	genset, office	W1666	109,000	-
Home Care	gardeners shed	W1677	11,000	(11,000)
Grass Patch toilet block	Septic upgrades	W1683	61,000	-
Black St Kindy	fence, shadecloth, brickwork	W1671	12,000	-
Hicks St Hostel	Flooring	W1675	1,800	-
West Beach public toilet	Treat rust on poles, oiling	W1689	1,800	-
Taylor St public toilet	Shower tiling	W1699	1,000	-
Observatory Beach toilet block (old)	Decommission old structure	W1721	10,000	-
Twilight Beach public toilet	Replace corroded and unsafe showers, benches and shade shelters	W1727	20,000	-
Soccer Grounds public toilet	Painting roof structure, doors	W1739	2,500	-
Condingup Rec Ground public toilet	Septic upgrades	W1747	40,000	-
Dalyup community hall	Paint barges, eaves, pipes doors	W1755	6,000	-
Grass Patch community hall	Septic upgrades	W1757	61,000	-
Salmon Gums community hall (old)	Restore old board house, demolish old hall	W1759	104,000	-
Civic Centre	LED lights, outside lights, back stage lights	W1773	111,000	-
BOILC	Creche update	W1776	15,000	-
Noel White Centre	CCTV to entry	W1787	5,000	-
Library	Lighting upgrade, carpark	W1807	10,000	-
Methodist church	Fans, paint, light fittings	W1820	6,200	-
Sinclair house	Paint verandah	W1822	2,500	-
Salmon Gums school	Paving	W1824	6,000	-
Police Sergeants house	Gutters	W1830	4,000	-
Museum	CCTV upgrades, lights, doors	W1840	38,000	-
Visitor Centre	CCTV upgrades	W1843	9,000	-
Salmon Gums caravan park	Resheet walls and painting	W1879	8,700	-
Airport terminal	Switch board and gen set	W2021	220,000	(220,000)
Wylie Bay recycling building	Industrial fans	W2049	18,000	(18,000)
Cannery Arts Centre gallery	Heritage plan, paving, painting	W3539	11,000	-
Cannery Arts Centre innerspace	Remove asbestos, reclud, 3phase power	W3542	19,000	-
Esperance indoor stadium	Automate ridge shutters	W3624	87,000	-
Observatory Beach toilet block	New toilet block	W3751 01-7520-955-900	46,950	(46,950)
Period Village	Power to 3 lots	W3141 01-7790-955-900	19,453	(19,453)
Period Village	Water to 3 lots	W3142 01-7790-955-900	18,000	(18,000)
Grass Patch Community Hall - capital	Renovation	W3729 01-7290-955-900	100,000	(100,000)
LRCI - Rd 3 - BOILC Plant Room Upgrade	To complete upgrade	W3136	129,255	(129,255)
			1,325,158	(562,658)

Unspent Grants Contributions Reserve 2022/23

	Opening Balance \$ 1/07/2022	Recognised as Revenue \$	Spent or Used \$	Restricted Reserve 30/06/2023
General Purpose Funding				
Grant - FAGS	5,549,044	7,607,752	(5,549,044)	7,607,752
Governance				
Grant - CCTV Stage 2 and 4 Safer Communities	144,518	200,850	(345,368)	-
Law, Order & Public Safety				
Grant - DFES - Pioneer Tanks Condy, Mt Bea, Casc, S/Gums	24,252	-	-	24,252
Grant - DFES - Condingup Fire Brigade Shed	190,000	-	-	190,000
Grant - DPIRD - Free animal desexing program	-	20,000	(9,052)	10,948
Health				
Grant - LGA Community Grant - Suicide Prevention	57,034	-	(57,034)	-
Education & Welfare				
Grant - CHSP Carers	359,754	-	(177,433)	182,321
Grant - Homecare 4	101,967	-	(67,032)	34,935
Grant - Homecare 2	53,664	-	(42,362)	11,302
Grant - Homecare 3	37,394	-	(37,394)	-
Grant - Homecare 1	1,197	-	(1,197)	-
Grant - HACC U65s - Operating	130,940	-	(125,676)	5,264
Volunteer Resource Centre	16,970	-	(16,970)	-
Volunteer Resource Centre - Out of the Box Volunteering	-	50,000	(5,750)	44,250
Volunteer Resource Centre - Good Will Globetrotters	-	25,000	(3,450)	21,550
Community Amenities				
Grant - DPIRD - Business Case James Street Precinct Develop	40,000	-	(40,000)	-
Grant - GVROC Climate change coordinator	80,595	140,000	(140,630)	79,965
Recreation & Culture				
Grant - DPIRD - Horticulture Traineeship	-	38,000	-	38,000
Grant - Lotterywest Civic Centre - Shows	-	105,000	(95,000)	10,000
Grant - BHP - Bushfire Donation Scaddan Community	250,000	-	-	250,000
Grant - Circuitwest - Audience Development	5,074	-	(1,787)	3,287
Grant - DLGSCI - Covid Supplement - Civic Centre	-	12,500	-	12,500
Grant - DLGSCI - Covid Supplement - Civic Centre	-	50,000	(30,000)	20,000
Grant - Southern Ports - Edge of the Bay	4,545	4,545	(4,545)	4,545
Grant - Alexander Bay Foredune - Dept of Planning	2,479	-	(2,479)	-
Grant - IGO	59,404	-	(59,404)	-
Grant - ServiceWA App Assistance - Library	3,000	-	(3,000)	-
Grant - Be Connected - Good Things Foundation	5,546	-	(907)	4,639
Grant - CERMP - Sand Back Passing project	-	1,855,976	-	1,855,976
Transport				
Grant - Roadwise	1,775	-	(1,775)	-
Grant - WABN	-	150,000	-	150,000
Grant - Roads 2 Recovery - Rollond Road	-	207,020	-	207,020
Economic Services				
Contribution - Wild Dog Control	280,707	47,925	(192,087)	136,545
Supertown Economic Development	800	-	(800)	-
Grant - Every Club Grant	21,765	20,000	(9,422)	32,343
Grant - DPIRD - Esp Housing Land and Accommodation Proj	40,000	5,000	(45,000)	-
LRCI				
Grant - LRCI - Rd 3 - Home Care Building Refurb	95,146	-	-	95,146
Grant - LRCI - Rd 3 - Cascade Road Reseal	248,803	-	(248,803)	-
Grant - LRCI - Rd 3 - Lost at Sea Memorial	37,500	-	-	37,500
Grant - LRCI - Rd 3 - Pet Cemetery	37,500	-	-	37,500
Grant - LRCI - Rd 3 - Mountain Bike Piggery	150,000	-	-	150,000
Grant - LRCI - Rd 3 - Youth Precinct boat ramp toilet	149,858	-	-	149,858
Grant - LRCI - Rd 3 - Civic Centre disabled toilet	139,420	-	-	139,420
Grant - LRCI - Rd 3 - CCTV Stage 3	110,938	-	(110,938)	-
Total Unspent Grants	8,431,589	10,539,568	(7,424,339)	11,546,818
	2,211,302	Contract Liabilities		3,378,442
	6,220,287	Unspent Grants		8,168,376

	Description	Account #	Rev. \$	Exp. \$	Net \$	<input checked="" type="checkbox"/>	Recurring Expenditure Item	Comments
INCLUDED IN THE BUDGET 2023/24								
Governance								
1	Staff family event	W4316	-	5,000	5,000	<input checked="" type="checkbox"/>	Potentially	A mid year staff and family get-together for August 2023.
2	Onboarding and induction software	01-3160-350-514	-	12,700	12,700	<input checked="" type="checkbox"/>	Yes \$4,425	To assist with recruitment processes for Big Red Sky.
3	Welcome to Esperance video creation	W4369	-	18,500	18,500	<input checked="" type="checkbox"/>	No	To create a 10 minute video to use for marketing (website, social media), HR (vacancy platforms) and Economic Development (Conferences) purposes.
4	Additional set of banners	W3245	-	6,000	6,000	<input checked="" type="checkbox"/>	Yes	Another set of general banners for the poles in the main streets of town.
5	Shire website	W2213	-	50,000	50,000	<input checked="" type="checkbox"/>	Yes \$20k	Extra funding required for upgrade to Market Creations product.
6	Authority Server reinstall	01-7140-705-660	-	34,000	34,000	<input checked="" type="checkbox"/>	No	To reinstall Authority on a newer operating system as the current one is unsupported.
7	Authority - Work Patterns and On-line Leave functionality	W4370	-	57,500	57,500	<input checked="" type="checkbox"/>	Yes \$1,910	To develop Authority online timesheets. Prerequisite is that Work Patterns and Online Leave are installed and working.
8	Kapich 365 Integrator	01-3140-355-514	-	46,000	46,000	<input checked="" type="checkbox"/>	Yes \$4,990	Software to sync data between SharePoint and Content Manager.
9	New position - Aboriginal liaison officer	01-3160-300-300 01-3160-300-303	-	45,000	45,000	<input checked="" type="checkbox"/>	Yes \$85k	FTE = 1 x 6 months.
Law, Order & Public Safety								
10	Body worn equipment for rangers	01-4040-350-504	-	9,100	9,100	<input checked="" type="checkbox"/>	Yes \$3500	Body worn cameras, docks and licenses for rangers.
11	Coastal Safety Campaign	W3908	-	10,000	10,000	<input checked="" type="checkbox"/>	Yes	Updates to safety information.
12	New position - Shire ranger	01-4040-300-300 01-4040-300-303	-	100,500	100,500	<input checked="" type="checkbox"/>	Yes	FTE = 1.
13	New position - Bushfire Mitigation Activity Fund	01-4090-115-175 W2082	(65,000)	65,000	-	<input checked="" type="checkbox"/>	Yes	Use existing Council contribution to fund position.
Community Amenities								
14	Removal of trees on Kirwan Road property	W4101 Recalc	(250,000)	250,000	-	<input checked="" type="checkbox"/>	No	Funded from Sanitation reserve.
Recreation & Culture								
15	Winter Wonderland	W4237	(24,500)	50,000	25,500	<input checked="" type="checkbox"/>	Depends	Funding \$20k from Horizon Power, \$4.5k from Southern Ports. Council \$25,500.
16	Library Management System Upgrade	01-3710-350-514	-	45,000	45,000	<input checked="" type="checkbox"/>	Yes \$27,000 x 5 yrs	To join the Great Southern Consortium for Spydus software. Amlib software is not being supported.
17	New position - Overflow camp supervisor	W3799 01-3230-105-085	(36,800)	36,800	-	<input checked="" type="checkbox"/>	Yes	FTE = 0.53 program funded.
18	Sanitiser for public toilets	W1696	-	10,000	10,000	<input checked="" type="checkbox"/>	Yes	To provide sanitiser in town public toilets.
Economic Services								
19	Enabling attracting and or assisting with events being created	01-3900-376-555	-	30,000	30,000	<input checked="" type="checkbox"/>	No	To seed new events per the "Tourism - Events Discussion Paper" with Council in May 2023.
Transport								
20	Internet to rural depot houses	01-3570-350-502	-	20,500	20,500	<input checked="" type="checkbox"/>	Yes \$10,000	Provide Starlink internet service to 6 rural depot houses. Includes annual subscription budget.
Other Property & Services								
21	New position - Traffic controller x 2	01-3590	(179,400)	179,400	-	<input checked="" type="checkbox"/>	Yes	FTE = 2 program funded
			(555,700)	1,081,000	525,300			Net amount reflected in a/c 01-3000-371-511

Work Order #	Asset Description	Reactive Maintenance	Preventative Maintenance	Planned Maintenance	Total	Comments
3653	Animal Management Facility	\$ 3,745	\$ 5,136		\$ 8,881	
1749	BBQ's Maintenance	\$ 8,400	\$ 963	\$ 2,500	\$ 11,863	New steel Fascias/doors on BBQs
1776	Bay of Isles Leisure Centre	\$ 35,845	\$ 31,030	\$ 2,000	\$ 156,575	Kiosk small wall patch paint + creche external ceiling patch and paint and all walls in entrance and walkway down to gym hall
				\$ 1,500		Painting skirting and architraves entrance
				\$ 3,000		Move memorabilia to EISS *liaise with Billy prior to removal*
				\$ 2,000		Repair in spin bike storeroom ceiling from box gutter leak
				\$ 4,000		Ventilation fan bike room
				\$ 2,000		Speaker in ceiling bike room + pa connection
				\$ 1,000		Fluoro light covers bike room and gym
				\$ 10,000		Sports hall lighting upgrade with dimmable option and push button timer
				\$ 1,200		Soft closer on gym door
				\$ 1,000		Fan treadmill area opposite existing treadmill fan wall 600mm smaller than existing
				\$ 600		Electrical power box at floor of treadmill
				\$ 2,000		BOILC entrance lights upgrade
				\$ 3,000		Duress alarm in gym with alarm in reception
				\$ 2,000		Security screens on windows on restrooms at the gym
				\$ 1,000		Admin office ceiling fan
				\$ 600		Reception bench to complete paperwork
				\$ 300		Reception hard-wired bell and speaker system
				\$ 150		Reception clear Perspex removal Central panel only
				\$ 30,000		Concept design for changes to building from BOILC review
				\$ 10,000		Repaving area near plant room
\$ 8,000	CCTV carpark, Creche and sports hall					
\$ 500	Creche microwave moved into cupboard					
\$ 350	Creche external GPO Veranda					
\$ 1,000	Creche TV room aircon vent					
\$ 2,000	Creche shade sail replacement					
\$ 500	Power conduit to be refined					
3016	Bay of Isles Leisure Centre - Plant Room	\$ 26,750	\$ 74,900	\$ 6,000 \$ 5,000 -\$ 30,000	\$ 82,650	Heat pump survey Removal of Gas boilers Sale of gas boilers
3891	Blue Waters Lodge	\$ 8,000	\$ 2,000		\$ 10,000	
3539	Cannery Arts Centre Gallery	\$ 9,791	\$ 5,350	\$ 6,000	\$ 21,741	Refinish Timber flooring
				\$ 300		Recommend removal of bar heaters
				\$ 300		Gallery unisex toilet vanity benchtop replacement
3540	Cannery Arts Centre Pottery Room		\$ 803	\$ 1,200	\$ 2,003	Eaves on main building under gutter repair/replacement and repaint
3541	Cannery Arts Centre Music Room		\$ 803		\$ 803	
3542	Cannery Arts Centre Innerspace		\$ 803		\$ 803	
3543	Cannery Arts Lookout & Stairs	\$ 1,605	\$ 535		\$ 2,140	
1859	Cascade House 1	\$ 5,350	\$ 2,675		\$ 8,025	
1861	Cascade House 2	\$ 4,601	\$ 2,675		\$ 7,276	
1679	Cemetery Caretakers House	\$ 2,461	\$ 1,070	\$ 10,000	\$ 13,531	Replace super six fence.

Work Order #	Asset Description	Reactive Maintenance	Preventative Maintenance	Planned Maintenance	Total	Comments
1773	Civic & Culture Centre	\$ 18,190	\$ 19,795	\$ 300	\$ 90,485	Ethernet cable port black box in auditorium- inset and flush install into timber wall
				\$ 1,000		Step lighting repairs/replacement led either side of auditorium walkway
				\$ 1,200		Compressor relocate on floor off wall mounted bracket
				\$ 5,000		Roof replacement & replace chip board eaves (compressor storeroom)
				\$ 15,000		Remove joining wall between staff kitchen and store room. Renovate store kitchen
				\$ 30,000		Concept Design Green Room
1753	Community Centre Cascade	\$ 6,420	\$ 4,815	\$ 1,000	\$ 13,135	Treat rust and repaint patio steelwork & repaint
				\$ 300		Sliding glass door flyscreens replacement
				\$ 600		Kitchen flyscreen replacement
1767	Community Centre Condingup	\$ 6,420	\$ 8,132	\$ 1,200	\$ 41,352	Glass double door roster closers/replacement
				\$ 3,000		Rammed earth sealing (corrosion) Reseal
				\$ 1,000		Downpipe replacement main entrance facing bowling greens
				\$ 6,000		Fascia painting main entrance
				\$ 600		Door seals to stadium emergency exit doors
				\$ 15,000		Drainage Rear.
1751	Community Hall Beaumont	\$ 3,210	\$ 3,210	\$ 2,500	\$ 8,920	Termite Chemical Barrier Treatment
1755	Community Hall Dalyup	\$ 4,280	\$ 2,675		\$ 6,955	
1757	Community Hall Grass Patch	\$ 4,280	\$ 2,675	\$ 1,000	\$ 9,155	Light replacement/upgrade flood led lights back patio including fluoro tube light
				\$ 200		Door lock handle to toilet repair
				\$ 1,000		Repair ceiling in main hall
3886	Community Hall Salmon Gums - New	\$ 1,605	\$ 4,280		\$ 5,885	
1759	Community Hall Salmon Gums - Old			\$ 50,000	\$ 50,000	Addition fund for demolish of hall
1877	Community Sports House (EDRA)	\$ 1,926	\$ 375		\$ 2,301	
1847	Condingup House 2	\$ 2,675	\$ 2,568		\$ 5,243	
1849	Condingup House 3	\$ 2,675	\$ 2,568		\$ 5,243	
1857	Depot Cascade	\$ 963	\$ 1,605		\$ 2,568	
1845	Depot Condingup	\$ 963	\$ 1,445	\$ 10,000	\$ 12,408	Install roof over tank bung and install Mesh to prevent debris from entering the bunged area.
1863	Depot Esperance Administration Building	\$ 15,515	\$ 16,960	\$ 5,000	\$ 79,475	Emergency Service Shed – New roller door to rear of shed & new gutters
				\$ 2,000		Male / Female toilet exhaust fan new install in window glazing
				\$ 40,000		CTTV Upgrade - Stage 1 (EC Quote 3200178 = 36138.9)
1867	Depot Esperance Tyre Shed / signs / building			\$ 150,000	\$ 150,000	Demolish and construct new shed.
1871	Depot Esperance Small Plant			\$ 10,000	\$ 10,000	Demolish
1873	Depot Esperance Builders Shed			\$ 30,000	\$ 88,000	Reroof / remove crane
	Depot Esperance Builders Shed			\$ 8,000		Electrical Upgrade - connect to Genset
	Depot Esperance Horizon Power Shed			\$ 50,000		Reroof
1874	Depot Esperance Workshop	\$ 1,605	\$ 1,391		\$ 2,996	
1851	Depot Grass Patch	\$ 1,284	\$ 1,070	\$ 8,000	\$ 10,354	Replace potable water pipe
3624	Esperance Indoor Sports Stadium	\$ 16,050	\$ 35,310	\$ 5,000	\$ 61,360	Additional CCTV Cameras in match office, 2 x kiosk and 1 x foyer.
				\$ 5,000		install slope/barrier 1m off building to protect to termite barrier system from damage
1671	Esperance Kindergarten Black Street	\$ 3,745	\$ 1,605	\$ 800	\$ 27,550	Repaint internal window frames and sills in kids playroom adjacent to store room
				\$ 800		Repaint storeroom walls and ceiling adjacent to toilets
				\$ 600		Front concrete Veranda repaint
				\$ 5,000		Condition assessment
				\$ 15,000		Replace play shelter
1853	Grass Patch House 1	\$ 2,675	\$ 2,461		\$ 5,136	
1855	Grass Patch House 2	\$ 2,675	\$ 2,461		\$ 5,136	

Work Order #	Asset Description	Reactive Maintenance	Preventative Maintenance	Planned Maintenance	Total	Comments
1783	Graham Mackenzie Stadium	\$ 21,400	\$ 18,725	\$ 800 \$ 400	\$ 41,325	Screen Door on Campers Kitchen Repaint ceiling in male changerooms/showers
1675	Hicks St Hostel	\$ 2,996	\$ 1,284	\$ 2,000	\$ 6,280	Kitchen Floor covering
4314	Lake Monjigup Enviromental Centre	\$ 1,200			\$ 1,200	
1807	Library	\$ 28,890	\$ 28,355	\$ 2,500 \$ 400	\$ 60,145	Entrance light not on timer and dull Ceiling panel damaged water upper level far corner
1840	Museum Maritime/Goods Shed	\$ 32,100	\$ 20,330	\$ 1,200 \$ 30,000 \$ 1,200 \$ 1,500 \$ 3,000 \$ 1,000	\$ 90,330	Repave side ramp paving at entrance 2x Timber Poles in back exhibition replacement Rip up concrete floor slab panel and replace with jetty timber slab Lighting replacement for back exhibition halogen lighting Ac split head systems upgrade CCTV repositioning
1787	Noel White Centre	\$ 8,560	\$ 12,412	\$ 400	\$ 21,372	Extra light switch to second door in function room
1818	Old Chemist Shop	\$ 1,177	\$ 1,605	\$ 450	\$ 3,232	External pressure clean
1812	Old Court House	\$ 1,926	\$ 1,659	\$ 450 \$ 200 \$ 500 \$ 2,000	\$ 6,735	External pressure clean Front room ceiling repaint fluoro batten Replace external Veranda fluoro tube with covered unit Repaint external window timber frames and sills
1816	Old Doctors Surgery	\$ 1,177	\$ 1,712	\$ 450	\$ 3,339	External pressure clean
1826	Old Headmasters House	\$ 1,177	\$ 1,712	\$ 5,000	\$ 7,889	Insulation at the Old School Master's House in Museum Village
1814	Old Hospital	\$ 1,177	\$ 1,659	\$ 350	\$ 3,186	External pressure clean
1828	Old Matrons Quarters	\$ 3,317	\$ 1,712	\$ 350	\$ 5,379	External pressure clean
1820	Old Methodist Church	\$ 3,317	\$ 1,659	\$ 1,500 \$ 400	\$ 6,876	Repaint external Stairs and boards- Navy and cream repaint - bistro Louise colour match External sensor light rear entrance door
1830	Old Police Sergeants Quarters	\$ 1,177	\$ 1,712	\$ 450 \$ 1,000 \$ 300	\$ 4,639	Pressure clean external Flag pole restoration rust and repaint Front room ceiling/cornice refit
1838	Old Railways/Ticketing Office	\$ 1,873	\$ 1,766		\$ 3,638	
1824	Old Salmon Gums School	\$ 1,177	\$ 1,712		\$ 2,889	
1822	Old Sinclair House	\$ 1,177	\$ 1,659	\$ 600 \$ 1,200	\$ 4,636	Repaint timber decking Eaves board fascia repaint
1669	Senior Citizens Centre	\$ 12,840	\$ 5,350	\$ 6,000 \$ 1,200 \$ 450 \$ 4,000	\$ 29,840	Dance floor resurfacing External front pergola repaint/Repair External front concrete walkway pressure clean Bridge room repaint walls
1666	Shire Administration Office/Chambers	\$ 39,590	\$ 35,310	\$ 1,300 \$ 3,000 \$ 2,000 \$ 1,500 \$ 5,000 \$ 20,000	\$ 107,700	Chambers toilets painting internal walls Rates partition Chamber toilet servicing door kitchen entry and replacement of doors and repaint Re-pave ramp chambers toilet servicing and kitchen Fob chambers entry door double glass entry door Automate admin lights
1779	Sound Shell Museum Park	\$ 4,815	\$ 1,605	\$ 500	\$ 6,920	Sound shell external GPO locks reinstate
4264	Staff housing - Foy St	\$ 2,675	\$ 2,568		\$ 5,243	
4278	Staff housing - Unit 4/14 Treasure Rd	\$ 2,675	\$ 2,568		\$ 5,243	
4380	Staff housing - Unit 2/14 Treasure Rd	\$ 2,675	\$ 2,568		\$ 5,243	
1723	Toilet Block Alexander Bay	\$ 1,284			\$ 1,284	

Work Order #	Asset Description	Reactive Maintenance	Preventative Maintenance	Planned Maintenance	Total	Comments
1691	Toilet Block All Coastal	\$ 16,000	\$ 3,000		\$ 19,000	
1747	Toilet Block Condingup	\$ 1,926	\$ 1,070	\$ 5,000	\$ 11,996	Fence in septic and leach drains
				\$ 2,000		Install risers to septic tanks and level earthworks. Rectify drainage into service duct
				\$ 2,000		decommission old leach drains
1709	Toilet Block Duke Of Orleans	\$ 1,070			\$ 1,070	
1693	Toilet Block Castletown Quays	\$ 3,745	\$ 2,140		\$ 5,885	
1729	Toilet Block Dempster (Bus Stop)	\$ 1,605	\$ 1,819		\$ 3,424	
1703	Toilet Block Cemetery	\$ 1,070	\$ 803	\$ 550	\$ 2,423	External pressure clean
1697	Toilet Block James Street	\$ 7,500	\$ 5,885		\$ 13,385	
1695	Toilet Block Tanker Jetty	\$ 6,420	\$ 5,350		\$ 11,770	
1699	Toilet Block Taylor Street	\$ 4,815	\$ 3,745		\$ 8,560	
1701	Toilet Block Emily Street	\$ 3,210	\$ 3,210		\$ 6,420	
1739	Toilet Block GSG Soccer	\$ 1,605	\$ 428		\$ 2,033	
1737	Toilet Block GSG Oval	\$ 2,140	\$ 428		\$ 2,568	
1681	Toilet Block Gibson	\$ 803	\$ 1,284	\$ 500	\$ 3,587	Light bracket repaint
				\$ 1,000		Service duct door repaint repair and barge boards
1834	Toilet Block Kemp Street	\$ 4,066	\$ 3,210		\$ 7,276	
1836	Toilet Block Museum Village Staff	\$ 803	\$ 1,070		\$ 1,873	
1733	Toilet Block Lions Park	\$ 1,338	\$ 1,070		\$ 2,408	
1721	Toilet Block Observatory Beach - Old	\$ 803	\$ 1,070		\$ 1,873	
1731	Toilet Block RSL	\$ 7,490	\$ 4,066		\$ 11,556	
1685	Toilet Block Salmon Gums	\$ 2,996	\$ 1,819		\$ 4,815	
1879	Toilet Block Salmon Gums C/Park Ablutions	\$ 1,605	\$ 1,284	\$ 8,000	\$ 13,439	Leach drain upgrade/ replacement due
				\$ 1,000		Repaint underside of front campers kitchen
				\$ 550		Replumb washing machine taps
				\$ 1,000		Install Extraction fans in to ablution block
1743	Toilet Block Scaddan Pioneer Park	\$ 2,675	\$ 2,140	\$ 500	\$ 5,315	light repair
1683	Toilet Block Grass Patch Ablutions	\$ 1,070	\$ 1,498		\$ 2,568	
1727	Toilet Block Twilight Beach	\$ 4,280	\$ 2,889	\$ 3,300	\$ 10,469	Paint exterior & roof structure
1711	Toilet Block Table Island	\$ 963			\$ 963	
1717	Toilet Block Munglinup	\$ 1,070		\$ 300	\$ 4,070	Rusted Steel work
				\$ 1,700		Rusted Sheeting
				\$ 1,000		Rusted Colum
1713	Toilet Block Quagi	\$ 1,070		\$ 600	\$ 1,670	Re-sheet around the hand basins
1707	Toilet Block Little Wharton	\$ 963			\$ 963	
1705	Toilet Block Wharton Beach	\$ 856			\$ 856	
1689	Toilet Block West Beach	\$ 5,350	\$ 5,885	\$ 300	\$ 13,135	Paint/oil barges
				\$ 1,600		Treat rust on top of poles
4313	Toilet Block Lake Monjingup	\$ 1,000			\$ 1,000	
1843	Visitors Centre	\$ 7,490	\$ 5,992	\$ 450	\$ 18,932	Pressure clean external
				\$ 2,400		Patch and paint external walls and repaint timber decking
				\$ 600		Remove task lighting front of house
				\$ 2,000		Staff kitchen upgrade
Total Municipal Building Maintenance		\$ 481,880	\$ 454,935	\$ 713,000	\$1,649,815	

Work Order #	Asset Description	Reactive Maintenance	Preventative Maintenance	Planned Maintenance	Total	Comments
Business Units Buildings						
2049	Wylie Bay Recycling Facility	\$ 10,700	\$ 7,597		\$ 18,297	
2050	Wylie Bay Tip Shed	\$ 5,350			\$ 5,350	
3654	Wylie Bay Fixed Plant	\$ 16,050	\$ 10,700		\$ 26,750	
2023	Airport House	\$ 4,066	\$ 2,782	\$ 2,500 800	\$ 10,148	filter system for washing machine 2x flood sensor lights
2022	Airport Ambulance transfer	\$ 803	\$ 1,284		\$ 2,087	
2021	Airport Terminal	\$ 5,350	\$ 11,984	\$ 30,000	\$ 47,334	Airport swipe card system upgraded
1677	Homecare Day Care Centre	\$ 19,100	\$ 16,157	\$ 1,500	\$ 148,857	Verandah stirrup replacements
				\$ 3,000		Additional air-conditioning (can they be on the same compressor unit) split systems x2 (office next to toilets and office behind reception back wall) Reception cassette vent into office
				\$ 1,500		Look at repurposing ac in reception at front entrance
				\$ 600		Remove existing fluoro batten and replace with led lights (office adjacent to kitchen)
				\$ 50,000		Building re-sheeting roof
				\$ 25,000		Fob Access (DB Quote 19K)
				\$ 30,000		Automatic Sliding door - reception
\$ 2,000	Back retaining fence new installation on top on concrete blocks					
Emergency services						
3771	Cascade Bush Fire Brigade Shed	\$ 200	\$ 800		\$ 1,000	
3772	Gibson Bush Fire Brigade Shed	\$ 300	\$ 900		\$ 1,200	
3773	Pink Lake Bush Fire Brigade Shed	\$ 600	\$ 1,000		\$ 1,600	
3774	Quarry Road Bush Fire Brigade Shed	\$ 400	\$ 1,100		\$ 1,500	
3775	Salmon Gums Bush Fire Shed	\$ 400	\$ 1,100		\$ 1,500	
3776	Scaddan Bush Fire Brigade Shed	\$ 300	\$ 900		\$ 1,200	
3777	Six Mile Hill Bush Fire Brigade Shed	\$ 300	\$ 1,000		\$ 1,300	
3778	Southern Mallee Bush Fire Brigade Shed	\$ 200	\$ 800		\$ 1,000	
3779	Condingup Bush Fire Brigade Shed	\$ 150	\$ 650		\$ 800	
3780	Coomalbidgup Bush Fire Brigade Shed	\$ 200	\$ 800		\$ 1,000	
3781	Dalyup Bush Fire Brigade Shed	\$ 200	\$ 800		\$ 1,000	
3782	Howick Bush Fire Brigade Shed	\$ 200	\$ 800		\$ 1,000	
3783	Mt Beaumont Bush Fire Brigade Shed	\$ 200	\$ 800		\$ 1,000	
3784	Mt Merivale Bush Fire Brigade Shed	\$ 200	\$ 800		\$ 1,000	
3785	Neridup Bush Fire Brigade Shed	\$ 200	\$ 800		\$ 1,000	
		Reactive	Preventative	Planned	Sub-Total	
Total Business Units Building Maintenance		\$ 65,468	\$ 63,555	\$ 146,900	\$ 275,923	
		Reactive	Preventative	Planned	Total	
Total Building Maintenance Program		\$ 547,348	\$ 518,490	\$ 859,900	\$ 1,925,738	

	Description	Account #	Rev. \$	Exp. \$	Net \$	<input checked="" type="checkbox"/>	Comments
INCLUDED IN THE BUDGET 2023/24							As per LTFP \$40,000 net (2023/24)
Governance							
1	Disabled toilet in Admin Building	W3750-400-511 01-7100-955-900	(80,000)	80,000	-	<input checked="" type="checkbox"/>	Funded from Building Maintenance reserve.
Law, Order & Public Safety							
2	Development Area 3 land purchases	01-7490-705-660 01-7490-955-902	(15,000)	15,000	-	<input checked="" type="checkbox"/>	Funded from Land & Development reserve.
3	Grass Patch fire brigade shed	W4147 01-8100-150-763	(500,000)	540,000	40,000	<input checked="" type="checkbox"/>	LTFP. Funded by DFES.
Community Amenities							
4	New waste management site and transfer station	W4371 01-7420-955-912	(3,000,000)	3,000,000	-	<input checked="" type="checkbox"/>	LTFP - funded from Sanitation reserve.
Recreation and Culture							
5	Graham Mackenzie Stadium upgrade	W3730 01-7240-150-761	(2,500,000)	2,500,000	-	<input checked="" type="checkbox"/>	Grant funded - LRCI.
Other Property & Services							
6	Shark Lake Industrial Park	W4269 01-8190-955-902	(200,000)	200,000	-	<input checked="" type="checkbox"/>	LTFP - design and subdivision approval, funded from Land reserve.
7	Flinders Subdivision Stage 3	W3914 01-8180-955-902	(5,000,000)	5,000,000	-	<input checked="" type="checkbox"/>	LTFP - funded from Land reserve/loan proceeds \$2.5m
8	Unit 2, 14 Treasure Road house	01-7490-705-660	(320,000)	320,000	-	<input checked="" type="checkbox"/>	Funded from Land & Development reserve.
			(11,615,000)	11,655,000	40,000		Net amount reflected in a/c 01-7000-781-511


Line Item	Description	Account #	Rev. \$	Exp. \$	Net \$	<input checked="" type="checkbox"/>	Comments
INCLUDED IN THE BUDGET 2023/24							As per LTFP \$141,000 (2023/24)
Governance							
1	Civic Centre equipment	01-7910-705-660	-	50,000	50,000	<input checked="" type="checkbox"/>	Provide for gradual replacement and upgrading of technical equipment.
2	Furniture & Equipment	01-3000-350-504 01-3100-350-504 01-3050-350-504 01-3200-350-504	-	20,000	20,000	<input checked="" type="checkbox"/>	To provide and replace office chairs and standing desk furniture.
3	IT Equipment	01-7140-705-660	-	51,000	51,000	<input checked="" type="checkbox"/>	Procurement of IT capital hardware items
Recreation and Culture							
4	Salmon Beach Mobile Repeater	W4372 01-4050-115-155	(20,000)	20,000	-	<input checked="" type="checkbox"/>	To improve phone coverage over the Salmon Beach area. External grant funded.
Transport							
5	CCTV & GA lighting improvements	W4148 01-7510-955-910	(100,000)	100,000	-	<input checked="" type="checkbox"/>	Airport CCTV funded from Aerodrome reserve.
			(120,000)	241,000	121,000		Net amount reflected in a/c 01-7000-780-511

Line Item	Account		Rev. \$	Exp. \$	Net \$	<input checked="" type="checkbox"/>	Comments	
INCLUDED IN THE BUDGET 2023/24								
Current								
As per LTFP \$425,000 net (2023/24)								
		Department						
1	LV659 - 48210 - E46758 - 2018 Isuzu D-Max S/C T/T DSL Auto 2X4	01-7210-705-664	Parks and Reserves	(15,000)	50,000	35,000	<input checked="" type="checkbox"/>	Replacement.
2	LV666 - 48217 - E46966 - 2018 Nissan Navara SL D/C W/B DSL Auto 4x4	01-8200-705-664	External Services - Health	(15,000)	45,000	30,000	<input checked="" type="checkbox"/>	Replacement.
3	LV670 - 48221 - E47342 - 2019 Toyota Fortuner SUV DSL Auto 4x4	01-7420-705-664	Waste Management Recycling - Manager	(20,000)	55,000	35,000	<input checked="" type="checkbox"/>	Replacement.
4	LV673 - 48224 - E47317 - 2018 Isuzu D Max SX D/C W/B DSL Auto 4x4	01-7200-705-664	Asset Management	(15,000)	60,000	45,000	<input checked="" type="checkbox"/>	Replacement.
5	LV685 - 48240 - E48720 - 2020 Toyota Hilux SR D/C T/T DSL Auto 4x4	01-7540-705-664	Rural Maintenance - Outdoor Works	(20,000)	55,000	35,000	<input checked="" type="checkbox"/>	Replacement.
6	LV686 - 48241 - E48720 - 2021 Ford Ranger XLT DC WB Auto 4x4	01-7200-705-664	Asset Management	(25,000)	60,000	35,000	<input checked="" type="checkbox"/>	Replacement.
7	LV688 - 48243 - E49237 - 2021 Isuzu Dmax SC Custom Body Dsl Auto 4x4	01-7540-705-664	Survey - Outdoor Works	(15,000)	50,000	35,000	<input checked="" type="checkbox"/>	Replacement.
8	Four Door SUV Hybrid AWD	01-7200-705-664	Asset Management - Building / Project	-	40,000	40,000	<input checked="" type="checkbox"/>	New Vehicle - to replace vehicle that went to WHS.
9	Rangers Vehicle - Single Cab Custom Body Auto 4x4 DSL	01-8040-705-664	Rangers	-	65,000	65,000	<input checked="" type="checkbox"/>	New Vehicle - for the proposed new ranger.
10	Dual Cab Tray Top Utes Auto Dsl 4x4 - (LV690HC & LV692HC - Transfer from Homecare)	01-7540-705-664	Traffic Control - Outdoor Works	-	70,000	70,000	<input checked="" type="checkbox"/>	New Vehicle - Transfer Trade Utes from Homecare (Value \$70,000).
11	Dual Cab Tray Top Utes Auto Dsl 4x4	01-7810-705-664	Homecare	(100,000)	100,000	-	<input checked="" type="checkbox"/>	Replacement - Transfer vehicles to Traffic Control - (Sale Proceeds \$70,000).
12	New Vehicle - Sedan / SUV - *Electric Vehicle Option	01-7810-705-664	Homecare	(60,000)	60,000	-	<input checked="" type="checkbox"/>	New Vehicle - *Electric Vehicle Option.
13	LV661 - 48212 - E46940 - 2018 Hyundai Active I40 Sedan DSL Auto	01-7810-705-664	Homecare	(60,000)	60,000	-	<input checked="" type="checkbox"/>	Replacement - (Sale Proceeds \$14,000) - *Electric Vehicle Option.
14	Fire Fighting vehicles	01-8090-705-660	Fire Brigades	(321,376)	321,376	-	<input checked="" type="checkbox"/>	
				(666,376)	1,091,376	425,000		Net amount reflected in a/c 01-7540-705-664

Line Item	Description	Account		Rev. \$	Exp. \$	Net \$	<input checked="" type="checkbox"/>	Comments
INCLUDED IN THE BUDGET 2023/24								As per LTFP \$1,426,800 net (2023/24)
Major Plant			Department					
1	Grader - G47 - 90029 - 1GFH267 - 2017 Caterpillar 12M	01-7540-705-665	Rural Construction	(150,000)	410,000	260,000	<input checked="" type="checkbox"/>	Replacement.
2	Prime Mover Truck - T124 - 63030 - 1GNS491 - Mitsubishi Fuso FS52 8x4 - No Trailer	01-7540-705-665	Rural Construction	(125,000)	335,000	210,000	<input checked="" type="checkbox"/>	Replace T124 with a Prime Mover Truck - Road Train Spec - Retain Pig Trailer in Fleet.
3	Semi Side Tipper Trailer - Replaces TT6 - 72004 - 1TRH108 - Semi End Tipper Tandem	01-7540-705-665	Rural Construction	(25,000)	120,000	95,000	<input checked="" type="checkbox"/>	Replace Tandem Axle End Tipper Trailer TT6 with New Semi Tri-Axle Side Tipper.
4	Small Plant Tilt Trailer - TR37 Replacement	01-7540-705-665	Parks and Reserves	(400)	8,000	7,600	<input checked="" type="checkbox"/>	Replacement.
5	Spread Deck Float Trailer 30 ton - replaces LL6	01-7540-705-665	Rural Construction	(50,000)	200,000	150,000	<input checked="" type="checkbox"/>	Replacement - Upgrade GCM and safety for loading plant.
6	Backhoe - Town Construction	01-7540-705-665	Town Construction	-	210,000	210,000	<input checked="" type="checkbox"/>	New - Town Construction excavator will be used more for vegetation management.
7	Pre-Coater Semi Trailer Version	01-7540-705-665	Rural Maintenance	-	400,000	400,000	<input checked="" type="checkbox"/>	Upgrade current precoater / screener for sealing aggregate.
8	Truck Light / Medium Replaces T122 - 60012- 1GGB154 2017 Isuzu NPR 75-190 Tip Truck	01-7540-705-665	Parks and Reserves	(25,000)	120,000	95,000	<input checked="" type="checkbox"/>	Replacement - Deferred from 2022/23 Budget.
9	Multi Tyre Roller - 9 - 20 ton	01-7540-705-665	Rural Construction	(30,000)	200,000	170,000	<input checked="" type="checkbox"/>	Replacement - MR16.
	Reserve transfer in			(170,800)	-	(170,800)	<input checked="" type="checkbox"/>	
	Subtotal			(576,200)	2,003,000	1,426,800		Net amount reflected in a/c 01-7540-705-665
Sundry Equipment - Works			Department					As per LTFP \$188,000 net (2023/24)
10	General Plant and Equipment Account > \$5000 - Whipper Snippers / Chainsaws / Etc	01-3540-350-504	Outdoor Works	(2,000)	20,000	18,000	<input checked="" type="checkbox"/>	Replacement general equipment for under items \$5000.
11	Traffic Control General Equipment Account > \$5000 Items	01-7540-705-663	Traffic Control	-	10,000	10,000	<input checked="" type="checkbox"/>	New - General Equipment Account for under items \$5000.
12	GPS Controller and Support Pole	01-7540-705-663	Survey - Outdoor	-	17,000	17,000	<input checked="" type="checkbox"/>	New - For machine control.
13	UHT Toilet - with Trailer	01-7540-705-663	Outdoor Works	-	18,000	18,000	<input checked="" type="checkbox"/>	New - Accessible toilet for shire and community events.
14	Plant Specimen Dehydrator	01-4060-350-504	Environmental	-	3,000	3,000	<input checked="" type="checkbox"/>	New - Currently using the oven which is not fit for purpose.
15	Electric Bikes - (Depot and Admin)	01-3540-350-504	Admin & Depot	-	5,000	5,000	<input checked="" type="checkbox"/>	New - Due to increased demand.
16	Parts Washer 900mm	01-7540-705-663	Workshop	-	17,000	17,000	<input checked="" type="checkbox"/>	New - Better practice.
17	GPS Position Recorder	01-7540-705-663	Environmental	-	10,000	10,000	<input checked="" type="checkbox"/>	New - Required for mapping vegetation surveys.
18	Integrated Stop Light, Boom Gates and Digital Message Board Combination	01-7540-705-663	Traffic Control	-	30,000	30,000	<input checked="" type="checkbox"/>	New - Traffic control equipment for high risk job sites.
19	3 Point Linkage Mulcher / Flail Mower	01-7540-705-663	Outdoor Works	-	20,000	20,000	<input checked="" type="checkbox"/>	Upgrade - will reduce the use of the slasher and provided better finish.
20	High Definition VMS Trailer	01-7000-705-600	Executive	-	40,000	40,000	<input checked="" type="checkbox"/>	New - Coastal Safety messaging.
	Subtotal			(2,000)	190,000	188,000		Net amount reflected in a/c 01-7540-705-663
Net Items Included in Budget Bottom Line				(578,200)	2,193,000	1,614,800		

Line Item	Description		Rev. \$	Exp. \$	Net \$	<input checked="" type="checkbox"/>	Comments
INCLUDED IN THE BUDGET 2023/24							As per LTFP \$9,593,833 net (2023/24)
Roads Capital Works Program							
Municipal Allocation							
1	Ordinary Municipal Allocation - Town		-	449,777	449,777	<input checked="" type="checkbox"/>	
2	Ordinary Municipal Allocation - Rural		-	5,778,796	5,778,796	<input checked="" type="checkbox"/>	
3	MRWA Direct Grant - Rural Roads		(900,000)	900,000	-	<input checked="" type="checkbox"/>	
Blackspot Funding							
4	State Black Spot Projects Mass Action		(5,493,417)	5,493,417	-	<input checked="" type="checkbox"/>	Fisheries Road shoulder widening.
5	Federal Black Spot Projects		(1,110,953)	1,110,953	-	<input checked="" type="checkbox"/>	Fisheries Road/Goldfields Road intersection
MRWA Funding							
6	MRWA RRG Project Expenditure		(2,023,069)	3,450,000	1,426,931	<input checked="" type="checkbox"/>	Various approved projects.
Roads To Recover (R2R)							
7	Roads To Recovery - Rural		(1,276,885)	1,276,885	-	<input checked="" type="checkbox"/>	
8	Roads To Recovery - Urban		(547,237)	547,237	-	<input checked="" type="checkbox"/>	
Other Road Works							
9	Street Drainage		-	300,000	300,000	<input checked="" type="checkbox"/>	
10	State Commodity Route Funding		(735,817)	1,103,726	367,909	<input checked="" type="checkbox"/>	Griggs Road, Farmers Road and Salmon Gums West Road.
11	Remote Roads Upgrade Pilot Program		(828,080)	1,035,100	207,020	<input checked="" type="checkbox"/>	Rollond Road total project \$1,552,650 over 2 years.
12	WA Bike Network		(332,500)	665,000	332,500	<input checked="" type="checkbox"/>	Harbour Road.
Total Roads Capital Works Program			(13,247,958)	22,110,891	8,862,933		
Other Capital Works							
13	Playground replacement	W4149, W3917	-	180,900	180,900	<input checked="" type="checkbox"/>	As per LTFP. Lalor and Gibson Community Park.
14	Public Open Space (POS)	W2249	-	250,000	250,000	<input checked="" type="checkbox"/>	Foreshore tanks, Condingup tanks, GSG bore, Esperance goal netting and Norseman Road islands.
15	Marine Infrastructure	W4374	-	300,000	300,000	<input checked="" type="checkbox"/>	Artificial reef infrastructure.
16	Airport runway upgrade business case	W4375 Recalc	(50,000)	50,000	-	<input checked="" type="checkbox"/>	Funded from Aerodrome reserve.
17	Airport runway upgrade design	W4376 01-7510-955-910	(200,000)	200,000	-	<input checked="" type="checkbox"/>	Funded from Aerodrome reserve.
18	Sand back pass pipeline	W4373 01-7220-150-761	(2,062,196)	2,062,196	-	<input checked="" type="checkbox"/>	Pipe line and pumps - Coastal Estuarine Risk Mitigation Program (CERP)
Total Other Capital Works Program			(2,312,196)	3,043,096	730,900		
Total Infrastructure			(15,560,154)	25,153,987	9,593,833		Net amount reflected in a/c 01-7930-705-660

Schedule of Fees & Charges



2023 - 2024

Pricing Principles

The following pricing principles have been used by Council as a guide in setting charges.

Pricing Principles and Bases Used by Council

Pricing Principles	Pricing Basis
1. Public Benefit – service provides a broad community benefit and therefore full cost recovery should not apply. Partial cost recovery could apply in some circumstances.	Zero to partial cost recovery
2. Private Benefit – service benefits particular users making a contribution to their individual income, welfare or profits generally without any broader benefits to the community.	Full Cost Recovery
3. Shared Benefit – service provides both community benefits and a private benefit.	Partial cost recovery
4. Regulatory – fee or charge fixed by legislation	Regulatory

Application of Pricing Principles to Good and Services

Service	Principle	Basis of Cost
Rates Enquiries	Private Benefit	100%
Photocopying	Private Benefit	100%
Sale of List of Owner/Occupiers and Council Minutes	Private Benefit	100%
Senior Citizens Christmas Dinner	Shared Benefit	Partial
Dog Pound	Shared Benefit	Partial
Dog Registration	Regulatory	Regulatory
Impoundage Fees	Private Benefit	100%
Gate Permits	Private Benefit	100%
Inspection Fees	Private Benefit	100%
Registration, License and Permit Fees	Regulatory	Regulatory
Caravan Parks & Camping Grounds License	Regulatory	Regulatory

Service	Principle	Basis of Cost
Contract Work	Private Benefit	100%
Senior Citizens Centre	Shared Benefit	Partial cost except in cases with full private benefit where 100% applies
Home & Community Care	Shared Benefit	Partial
Rubbish Charges	Shared Benefit	Partial
Development Applications	Regulatory	Regulatory
Subdivision Applications	Regulatory	Regulatory
Cemetery Fees	Shared Benefit	Partial
Civic Centre	Shared Benefit	Zero to full cost recovery depending on usage
Wildflower Picking Rights	Private Benefit	100%
Trading in Thoroughfares and Public Places	Private Benefit	100%
Sport Association Ground Hire	Shared Benefit	Partial
Casual Gound Hire	Shared Benefit	Partial
Water Charges	Shared Benefit	Partial
Bay of Isles Leisure Centre	Shared Benefit	Partial
Library	Shared Benefit	Partial
Lake Monjingup	Shared Benefit	Partial
Museum	Shared Benefit	Partial
Aerodrome	Private Benefit	100% (Except RFDS)
Hire of Signs	Shared Benefit	Partial
Sale of Gravel	Private Benefit	100%
Internal Plant Hire Charges	Private Benefit	100%
Visitor Centre	Shared Benefit	Partial
Building Control	Regulatory	Regulatory

Service	Principle	Basis of Cost
Bonds	Private Benefit	100%
Sale of Books	Private Benefit	100%
Camping Fees	Regulatory	Regulatory

GST Disclaimer

A goods and services tax (GST) applies to a number of goods and/or services supplied by the Shire. Those goods and/or services that are subject to GST have been identified in the attached Schedule of Fees and Charges as GST applying. In accordance with the new tax legislation the prices shown for those goods and/or services are the GST inclusive price.

Some goods and/or services supplied by the Shire have been declared "GST free" or excluded under Division 81 of the legislation. Those goods and /or services which are "GST free" or excluded from GST are indicated in the Schedule of Fees and Charges as GST not applying.

The attached Schedule of Fees and Charges has been prepared using the best available information in relation to the GST impact on the fees and charges at the time of publication.

Accordingly if a fee that is shown as being subject to GST is subsequently proven not to be subject to GST, then that fee will be amended by reducing the GST to nil. Conversely if the Shire is advised that a fee which is shown as being not subjected to GST becomes subject to GST then the fee will be increased but only to the extent of the GST.

Shire of Esperance
Schedule of Fees & Charges 2023/2024

INDEX

	<u>Page</u>
General Purpose Funding	1
General Enquiry	1
Governance & Administration	1
Law, Order & Public Safety	2
Animal Registration & Control	2
Health	3
Education & Welfare	6
Home & Community Care	6
Community Amenities	7
Refuse Shire Fees	7
Wylie Bay Waste Facility	9
Truck Wash Bay	9
Town Planning	10
Esperance Cemetery	16
Recreation & Culture	17
Civic Centre	17
Sporting Association Ground Fees	18
Sporting Complexes	20
Bay of Isles Leisure Centre	21
Library	25
Esperance Municipal Museum	25
Transport	26
Aerodrome	26
Economic Services	26
Esperance Visitor Centre	26
Building Control	27
Camping Fees	30
Local Laws	30

Shire of Esperance
Schedule of Fees and Charges 2023/2024

	Statutory Fee Indicator	GST	2021/22	2022/23	2023/24	Variation
General Purpose Funding						
General Enquiry						
Rates, Order & Requisition Fee	No	No	\$175.00	\$175.00	\$185.00	◆
Freedom of Information (FOI) Application	Yes	No	\$30.00	\$30.00	\$30.00	
Staff time dealing with FOI application (per hour)	Yes	Yes		\$30.00	\$30.00	
Re-issue rate notice/waste vouchers	No	Yes			\$15.00	◆
Re-Issue Waste Voucher (Pensioner)	No	Yes	Nil	Nil	Nil	
Governance & Administration						
Fee for use of Council Photocopiers, Printers, Scanners and Faxes -						
A4 single side B&W	No	Yes	\$0.50	\$0.50	\$0.50	
A4 double side B&W	No	Yes	\$0.70	\$0.70	\$0.70	
A3 single side B&W	No	Yes	\$0.70	\$0.70	\$0.70	
A3 double side B&W	No	Yes	\$0.90	\$0.90	\$0.90	
A2 Plan Printer	No	Yes	\$5.00	\$5.00	\$5.50	◆
A1 Plan Printer	No	Yes	\$9.00	\$9.00	\$10.00	◆
A0 Plan Printer	No	Yes	\$16.00	\$16.00	\$18.00	◆
A4 single Part Colour	No	Yes	\$1.00	\$1.00	\$1.00	
A4 double Part Colour	No	Yes	\$2.00	\$2.00	\$2.00	
A4 single side Colour	No	Yes	\$2.00	\$2.00	\$2.00	
A4 double side Colour	No	Yes	\$4.00	\$4.00	\$4.00	
A3 single Part Colour	No	Yes	\$2.00	\$2.00	\$2.00	
A3 single side Colour	No	Yes	\$4.00	\$4.00	\$4.00	
Scanning per page	No	Yes	\$0.50	\$0.50	\$0.10	◆
Faxing per page - sending and receiving	No	Yes	\$1.00	\$1.00	\$1.00	
Property Agreement Administration						
Agreement Preparation Fee - Not For Profit (Any legal fees will be charged in addition at cost)	No	Yes	\$132.00	\$140.00	\$150.00	◆
Agreement Preparation Fee - Commercial (Any legal fees will be charged in addition at cost)	No	Yes	\$575.00	\$600.00	\$630.00	◆
Deed of Sub-Licence/Variation/Extension/Surrender/Assignment (Any legal fees will be charged in addition at cost)	No	Yes	\$220.00	\$230.00	\$240.00	◆
Advertising costs for Lease/Licenses/Agreements	No	Yes	\$162.00	\$170.00	\$180.00	◆
CONTRACT WORK (Rangers and Professional Staff)						
Contract work (Non Local Government) per hour	No	Yes	\$175.00	\$185.00	\$220.00	◆
Contract work (Other Local Government) per hour	No	Yes	\$105.00	\$110.00	\$120.00	◆
Travelling expenses additional	No	Yes	1.11/km	1.11/km	1.20/km	◆

Shire of Esperance
Schedule of Fees and Charges 2023/2024

	Statutory Fee Indicator	GST	2021/22	2022/23	2023/24	Variation
Law, Order & Public Safety						
<u>ANIMAL REGISTRATION & CONTROL</u>						
Microchipping fee	No	Yes			\$25.00	◆
Dog Impounding Charges						
Dog Poundage Fee each	No	No	\$128.00	\$130.00	\$140.00	◆
Dog Poundage Fee (Registered & Microchipped) each	No	No	\$64.00	\$65.00	\$70.00	◆
Cost of sustenance additional /day	No	No	\$5.00	\$6.00	\$6.50	◆
Storm Dog Poundage Fee (Return of fully compliant dog to owner after storm or fireworks)	No	No	\$0.00	\$0.00	\$0.00	
Final Demand Letter	Yes	No	Fees set by Fines, Penalties and Infringement Notices Enforcement Regulations 1994	Fees set by Fines, Penalties and Infringement Notices Enforcement Regulations 1994	Fees set by Fines, Penalties and Infringement Notices Enforcement Regulations 1994	
Enforcement Certification	Yes	No				
Fines Enforcement Registry Lodgement Fee	Yes	No				
Fees are set under Dog Act (1976) Regulations.						
Dog Registration Fees						
1 year period:						
Pet - dog or bitch - each						
Sterilised (Pensioners half price)	Yes	No	\$20.00	\$20.00	\$20.00	
Unsterilised (Pensioners half price)	Yes	No	\$50.00	\$50.00	\$50.00	
Dangerous - dog or bitch - each	Yes	No	\$50.00	\$50.00	\$50.00	
Work dog - dog or bitch (25% of set fee)						
Sterilised	Yes	No	\$5.00	\$5.00	\$5.00	
Unsterilised	Yes	No	\$12.50	\$12.50	\$12.50	
3 year period:						
Pet - dog or bitch						
Sterilised (Pensioners half price)	Yes	No	\$42.50	\$42.50	\$42.50	
Unsterilised (Pensioners half price)	Yes	No	\$120.00	\$120.00	\$120.00	
Work dog - dog or bitch						
Sterilised	Yes	No	\$10.60	\$10.60	\$10.60	
Unsterilised	Yes	No	\$30.00	\$30.00	\$30.00	
Life:						
Pet - dog or bitch						
Sterilised (Pensioners half price)	Yes	No	\$100.00	\$100.00	\$100.00	
Unsterilised (Pensioners half price)	Yes	No	\$250.00	\$250.00	\$250.00	
Work dog - dog or bitch						
Sterilised	Yes	No	\$25.00	\$25.00	\$25.00	
Unsterilised	Yes	No	\$62.50	\$62.50	\$62.50	
Dog Surrender Fee	No	Yes	\$72.00	\$75.00	\$80.00	◆
Registration of a dog kept in an approved kennel establishment (per establishment)	Yes	No	\$200.00	\$200.00	\$200.00	
Exemption for more than Two Animals (Dog or Cat) per townsite premises						
Application Fee	No	No	\$50.00	Nil	\$60.00	◆
Cat Impounding Charges						
Cat Poundage fee each	No	No	\$128.00	\$130.00	\$140.00	◆
Cat Poundage Fee (Registered & Microchipped) each	No	No	\$64.00	\$65.00	\$70.00	◆
Cost of sustenance additional day	No	No	\$5.00	\$6.00	\$6.50	◆
Cat Surrender Fee	No	Yes	\$72.00	\$75.00	\$80.00	◆
Bond for hire of cat trap (refundable)	No	No	\$50.00	\$50.00	\$50.00	

Shire of Esperance
Schedule of Fees and Charges 2023/2024

	Statutory Fee Indicator	GST	2021/22	2022/23	2023/24	Variation
Law, Order & Public Safety....continued						
Cat Registration Fees						
Pet - cat fees - each						
1 year period - sterilised (Pensioners half price)	Yes	No	\$20.00	\$20.00	\$20.00	
3 year period - sterilised (Pensioners half price)	Yes	No	\$42.50	\$42.50	\$42.50	
Lifetime registration period - sterilised (Pensioners half price)	Yes	No	\$100.00	\$100.00	\$100.00	
Application for grant or renewal of approval to breed cats (male or female per cat)	Yes	No	\$100.00	\$100.00	\$100.00	
Please note half price concession applies from 31 May to 31 Oct for the first time and 1 year registrations only (cats and dogs).						
PET CEMETERY						
Pet burial site (includes first internment)	No	Yes			\$100.00	◆
Subsequent burials (up to 3 animals within burial site)	No	Yes			\$50.00	◆
GATE PERMIT FEES						
Gate Permit Fees	No	No	\$100.00	\$100.00	\$100.00	
IMPOUNDAGE FEES						
Vehicle Impounding Fees -						
Charges based on cost recovery basis	No	No	\$103 + Cost Recovery	\$110 + Cost Recovery	\$120 plus cost recovery	◆
Sign Impounding Fees						
Charge for return of signs	No	No	\$103.00	\$110.00	\$120.00	◆
Shopping Trolley Impounding Fees						
Charged for return of trolleys (per trolley)	No	No	\$103.00	\$110.00	\$120.00	◆
Health						
HEALTH CHARGES						
Lodging Houses						
Application Fee	No	No	\$283.00	\$283.00	\$300.00	◆
Registration Fee (Annual)	No	No	\$252.50	\$252.50	\$260.00	◆
Transfer of Lodging House Licence	No	No	\$57.00	\$57.00	\$60.00	◆
Food Premises						
Fees set by Council based on <i>Food Act 2008 maximum fees</i>						
Notification Fee	Yes*	No	Maximum fees applicable as per <i>Food Regulations 2009</i> as amended	\$75.00	\$75.00	
Registration Fee	Yes*	No	Maximum fees applicable as per <i>Food Regulations 2009</i> as amended	\$228.00	\$228.00	
Food Business Surveillance Category (including pet and animal food) - calculated on a monthly basis, or part thereof, for any period prior to December 31st of each year						
1 - Exempt	No	No	Nil	Nil	Nil	
2 - Low	No	No	\$98.00	\$104.00	\$110.00	◆
3 - Medium	No	No	\$228.00	\$241.00	\$255.00	◆
4 - High	No	No	\$365.00	\$386.00	\$410.00	◆
Food Business Application for fit out or alteration (no building permit required)	No	Yes			\$200.00	◆
Food Safety Program verification and Manufacturing premises assessment for high risk foods	No	Yes			\$280.00	◆

Shire of Esperance
Schedule of Fees and Charges 2023/2024

	Statutory Fee Indicator	GST	2021/22	2022/23	2023/24	Variation
Health....continued						
Food Premises (Continued)						
Temporary Food Permit - Commercial (Notification)	Yes*	No	Maximum fees applicable as per <i>Food Regulations 2009</i> as amended	\$75.00	\$75.00	
Temporary Food Permit - Not for Profit community groups with low risk foods	Yes*	No		Nil	Nil	
Animal Food Processing Premises and Retail Pet Meat Shops						
Notification of a processing establishment	Yes*	No	\$165.00	\$165.00	\$165.00	
Caravan Parks and Camping Grounds Licence Fees						
Fees set under <i>Caravan Park and Camping Grounds Regulations 1997</i> as amended						
Minimum Fee (Application for grant or renewal licence fee only charged if greater than the final total of site type charges, listed below)	Yes	No	\$200.00	\$200.00	\$200.00	
Annual licence fee calculated by the number of:						
Long Stay Sites - per site	Yes	No	\$6.00	\$6.00	\$6.00	
Short stay and sites in transit	Yes	No	\$6.00	\$6.00	\$6.00	
Camp Site	Yes	No	\$3.00	\$3.00	\$3.00	
Overflow site	Yes	No	\$1.50	\$1.50	\$1.50	
Other Fees						
Penalty for renewal after expiry	Yes	No	\$20.00	\$20.00	\$20.00	
Transfer of Licence	Yes	No	\$100.00	\$100.00	\$100.00	
Temporary Licence Fee - pro rata as per licence fees above. Minimum Temporary Fee	Yes	No	\$100.00	\$100.00	\$100.00	
Application construct park homes, annexe or other buildings	No	No	\$118.50	\$126.00	\$150.00	◆
Application to camp in area other than caravan park or camping ground	No	No	\$118.50	\$126.00	\$150.00	◆
Health Local Laws						
Keeping of Bees	No	Yes			\$100.00	◆
Offensive Trade Fees						
Slaughter houses	Yes	No	\$298.00	\$298.00	Registration and renewal fees set under Health (Offensive Trade Fees) Regulations 1976 as amended	◆
Piggeries	Yes	No	\$298.00	\$298.00		
Laundries	Yes	No	\$147.00	\$147.00		
Poultry processing	Yes	No	\$298.00	\$298.00		
Poultry farming	Yes	No	\$298.00	\$298.00		
Shellfish & crustacean processing	Yes	No	\$298.00	\$298.00		
Rabbit farming	Yes	No	\$298.00	\$298.00		
Manure works	Yes	No	\$211.00	\$211.00		
Skin drying shed	Yes	No	\$298.00	\$298.00		
Artificial manure depot	Yes	No	\$211.00	\$211.00		
Bone mills	Yes	No	\$171.00	\$171.00		
Places for storing, drying or preserving bones	Yes	No	\$171.00	\$171.00		
Fat melting, fat extracting or tallow melting establishment	Yes	No	\$171.00	\$171.00		
Butcher shops and similar	Yes	No	\$171.00	\$171.00		
Blood drying	Yes	No	\$171.00	\$171.00		
Gut scraping, preparation of sausage skins	Yes	No	\$171.00	\$171.00		
Fellmongeries	Yes	No	\$171.00	\$171.00		
Fishing curing establishment	Yes	No	\$211.00	\$211.00		
Bone merchant premises	Yes	No	\$171.00	\$171.00		
Flock factories	Yes	No	\$171.00	\$171.00		
Knackeries	Yes	No	\$298.00	\$298.00		
Fish processing establishments in which whole fish is cleaned and prepared	Yes	No	\$298.00	\$298.00		
Any other offensive trade not listed	Yes	No	\$298.00	\$298.00		

Shire of Esperance
Schedule of Fees and Charges 2023/2024

	Statutory Fee Indicator	GST	2021/22	2022/23	2023/24	Variation
Health....continued						
Application for Approval to Construct or Establish Premises (includes assessment and administration fee)						
Hotels/Motels	No	No	\$171.00	\$181.00	\$190.00	◆
Hairdressing establishments	No	No	\$85.50	\$91.00	\$100.00	◆
Mobile hairdressers	No	No	\$85.50	\$91.00	\$100.00	◆
Beauty therapy	No	No	\$85.50	\$91.00	\$100.00	◆
Skin piercing establishments	No	No	\$85.50	\$91.00	\$100.00	◆
Application for other services						
Liquor Licensing (Sec 39 Inspection Certificate) - No inspection	No	No	\$144.00	\$200.00	\$225.00	◆
Liquor Licensing (Sec 39 Inspection Certificate) - inspections required	No	No			\$500.00	◆
Gaming Act S55(3) Certification (1 year or one off event)	Yes	No	\$25.00	\$25.00	\$25.00	
Gaming Act S55(3) Certification (5 year)	Yes	No	\$105.00	\$105.00	\$105.00	
Onsite Effluent Disposal						
Fees are prescribed by the Health (Treatment and Sewage and Disposal of Liquid Waste) Regulation 1974 (as amended)						
Local Government Application Fee	Yes	No	\$118.00	\$118.00	\$118.00	
Insurance of "Permit to Use an Apparatus"	Yes	No	\$118.00	\$118.00	\$118.00	
Public Health Department under r4A						
With Local Government report	Yes	No	Maximum fees applicable as per Health (Treatment of Sewage and Disposal of Effluent and Liquid Waste) Regulations 1974 as amended	Fees applicable as per Health (Treatment of Sewage and Disposal of Effluent and Liquid Waste) Regulations 1974 as amended	Fees applicable as per Health (Treatment of Sewage and Disposal of Effluent and Liquid Waste) Regulations 1974 as amended	◆
Without Local Government report fee under r4A (4)	Yes	No	\$110.00	Nil	\$110.00	◆
Local Government Report fee	Yes	No	\$125.00	\$125.00	\$125.00	
Noise						
Noise Management Plan application for approval	No	No	\$118.50	\$126.00	\$135.00	◆
Regulation 18 non-complying event noise exemption	Yes	No	\$600.00	\$600.00	\$600.00	
Noise Monitoring - sound level meter - (per day)	No	Yes	\$355.50	\$355.50	\$400.00	◆
Microbiological Potable testing (private)						
One fixture only	No	Yes	\$98.00	\$98.00	\$100.00	◆
Each fixture after	No	Yes	\$46.50	\$46.50	\$50.00	◆
Swimming Pool testing (private)						
One fixture only	No	Yes	\$98.00	\$98.00	\$100.00	◆
Each fixture after	No	Yes	\$46.50	\$46.50	\$50.00	◆
Swimming Pool testing (public/businesses)						
Monthly aquatic facility water sampling fee	No	Yes			\$100.00	◆
Aquatic facility re-sampling due to non-compliance	No	Yes			\$100.00	◆
Public Building Application Fee - Fee not to exceed \$871 as per Schedule 1, Health (Public Buildings) Regulations 1992	Yes*	No	\$110.00	\$117.00	\$124.00	◆
Temporary Public Building not for profit	Yes	No	Nil	Nil	Nil	

Shire of Esperance
Schedule of Fees and Charges 2023/2024

	Statutory Fee Indicator	GST	2021/22	2022/23	2023/24	Variation
Health....continued						
Administration Fees						
Copy of approval certificates per 30 minutes (minimum charge \$80)	No	No	\$72.00	\$75.00	\$80.00	◆
Change of ownership of Health approval	No	No	\$62.00	\$66.00	\$70.00	◆
Inspection Fees						
Re-inspection due to incomplete or unsatisfactory work	No	No	\$87.50	\$93.00	\$100.00	◆
Property inspection on request	No	No	\$87.50	\$93.00	\$100.00	◆
Other - Pet shops, workshops, liquid waste industry, light ventilation or bore hole fee or suitability for animal drinking water supply inspections, settlement agents, inspection of pest control operators	No	No	\$87.50	\$93.00	\$100.00	◆
Education & Welfare						
COMMONWEALTH HOME SUPPORT PROGRAM / HOME & COMMUNITY CARE						
Home Help Services - per hour	No	No	\$10.00	\$11.00	\$11.00	
Respite Care Services - per hour	No	No	\$6.00	\$6.50	\$6.50	
Overnight Respite - per service	No	No	\$20.00	\$22.00	\$22.00	
Personal Care - per hour	No	No	\$10.00	\$11.00	\$11.00	
Gardening Service - per hour	No	No	\$14.00	\$15.00	\$15.00	
Social Support (In Home) - per hour	No	No	\$5.00	\$5.50	\$5.50	
Social Support (Community Access) - per hour	No	No	\$10.00	\$11.00	\$11.00	
Handyman Services - per hour	No	No	\$14.00	\$15.00	\$15.00	
Window Cleaning - per hour	No	No	\$12.00	\$13.00	\$13.00	
Taking Loads to Tip - per load	No	No	\$15.00	\$16.00	\$16.00	
Day Centre Activities - 1/2 day	No	No	\$12.00	\$13.00	\$13.00	
- full day	No	No	\$16.00	\$17.00	\$17.00	
Other Group Activities	No	No	\$4 - \$16	\$5 - \$17	\$5 - \$17	
Transport Community one way	No	No	\$3.50	\$4.00	\$4.00	
Transport to Airport (one way)	No	No	\$15.00	\$16.00	\$16.00	
Non Cancellation Fee (all CHSP services)	No	No	\$8.00	\$8.50	\$8.50	
Laundry - per load	No	No	\$10.00	\$11.00	\$11.00	
Ironing - per hour	No	No	\$10.00	\$11.00	\$11.00	
Meals on Wheels - per meal	No	No	\$12.00	\$13.00	\$13.00	
Maximum weekly cost for any number of services (excluding meals, podiatry, social activities and transport) - CHSP	No	No	No maximum	No maximum	No maximum	
Self - Funded retirees fees (DA, personal care, gardening) per hour	No	No	\$20.00	\$22.00	\$22.00	
Self - Funded retirees fees (Transport & Social Support) per hour	No	No	\$10.00	\$11.00	\$11.00	
Veterans Home Care Fees			As per DVA contract	As per DVA contract	As per DVA contract	
Home Care Package Fees (Level 1-4)						
Meals on Wheels (food only)	No	No	\$6.00	\$6.50	\$6.50	
Centre Meals (food only)	No	No	\$5.00	\$5.50	\$5.50	
Contracted Services (NDIS, brokered or private)			As per the applicable NDIS rate	As per the applicable NDIS rate	As per the applicable NDIS rate	

Shire of Esperance
Schedule of Fees and Charges 2023/2024

	Statutory Fee Indicator	GST	2021/22	2022/23	2023/24	Variation
Community Amenities						
REFUSE SHIRE FEES - per annum						
Waste Collection - Domestic						
Domestic Waste Collection Service Charge - per service (140 Litre bin) - Limit of 1	No	No	\$173.00	\$183.00	\$194.00	◆
Domestic Waste Collection Service Charge - per service (140 litre bin) - For the second and subsequent bins	No	No	\$357.00	\$377.00	\$400.00	◆
Domestic Waste Collection Service Charge - per service (240 litre bin) - Limit of 1	No	No	\$255.00	\$270.00	\$287.00	◆
Domestic Waste Collection Service Charge - per service (240 litre bin) – For the second and subsequent bins	No	No	\$555.00	\$586.00	\$621.00	◆
Waste Collection Service Charge - per service (360 Litre bin) (Only where Recycling not available)	No	No	\$357.00	\$377.00	\$400.00	◆
Additional Waste Bin Collection - 140 Litre bin	No	No	\$31.00	\$33.00	\$35.00	◆
Additional Waste Bin Collection - 240 Litre bin						
Additional Waste Bin Collection - 360 Litre bin						
Strata Units or Aged Accom sharing a bulk bin (min 15) - Waste	No	No	\$147.00	\$155.00	\$164.00	◆
Strata Units or Aged Accom sharing a bulk bin (min 15) - Recycle	No	No	\$102.00	\$108.00	\$115.00	◆
0-1 m ³ household rubbish for pass holders (Town & Country)	No	No	4 free passes	4 free passes	4 free passes	
Pensioner discount 25% on all Domestic Waste Services						
Waste collection - Commercial						
Commercial Waste Collection Service Charge - per service (140 Litre bin) - Limit of 2	No	No	\$173.00	\$183.00	\$194.00	◆
Commercial Waste Collection Service Charge - per service (140 litre bin) – For the third and subsequent bins	No	No	\$357.00	\$377.00	\$400.00	◆
Commercial Waste Collection Service Charge - per service (240 litre bin) - Limit of 2	No	No	\$255.00	\$270.00	\$287.00	◆
Commercial Waste Collection Service Charge - per service (240 litre bin) – For the third and subsequent bins	No	No	\$555.00	\$586.00	\$621.00	◆
Additional Waste Bin Collection - 140 Litre bin	No	No	\$31.00	\$33.00	\$35.00	◆
Additional Waste Bin Collection - 240 Litre bin						
Additional Waste Bin Collection - 360 Litre bin						

Shire of Esperance
Schedule of Fees and Charges 2023/2024

	Statutory Fee Indicator	GST	2021/22	2022/23	2023/24	Variation
Community Amenities....continued						
REFUSE SHIRE FEES - per annum....continued						
Recycling Collection - Domestic						
Domestic Recycling Collection Service Charge - per service (140 Litre bin)	No	No	\$132.50	\$140.00	\$148.00	◆
Domestic Recycling Collection Service Charge - per service (240 litre bin)	No	No	\$170.00	\$180.00	\$190.00	◆
Recycling Collection Service Charge - per service (360 Litre bin)	No	No	\$175.00	\$185.00	\$196.00	◆
Additional Recycling Bin Collection - 140 Litre bin	No	No	\$31.00	\$33.00	\$35.00	◆
Additional Recycling Bin Collection - 240 Litre bin						
Additional Recycling Bin Collection - 360 Litre bin						
Pensioner discount 25% on all Domestic Recycling Services						
Recycling Collection - Commercial						
Commercial Recycling Collection Service Charge - per fortnightly service (240 litre bin)	No	No	\$170.00	\$180.00	\$190.00	◆
Commercial Recycling Collection Service Charge - per weekly service (240 litre bin)	No	No	\$315.00	\$333.00	\$353.00	◆
Commercial Recycling Collection Service Charge - per fortnightly service (360 litre bin)	No	No	\$225.00	\$237.50	\$252.00	◆
Commercial Recycling Collection Service Charge - per weekly service (360 litre bin)	No	No	\$425.00	\$450.00	\$477.00	◆
Commercial Recycling Collection Service Charge - per weekly service (1.5m3 bin)	No	No	\$1,700.00	\$1,800.00	\$1,910.00	◆
Commercial Recycling Collection Service Charge - per fortnightly service (1.5m3 bin)	No	No	\$1,135.00	\$1,200.00	\$1,270.00	◆
Commercial Recycling Collection Service Charge - per weekly service (3m3 bin)	No	No	\$2,915.00	\$3,080.00	\$3,270.00	◆
Commercial Recycling Collection Service Charge - fortnightly service (3m3 bin)	No	No	\$1,735.00	\$1,830.00	\$1,940.00	◆
Commercial Recycling Collection Service Charge - per weekly service (4.5m3 bin)	No	No	\$4,080.00	\$4,310.00	\$4,575.00	◆
Commercial Recycling Collection Service Charge - fortnightly service (4.5m3 bin)	No	No	\$2,305.00	\$2,435.00	\$2,590.00	◆
Additional Recycling Bin Collection - 140 Litre bin	No	No	\$30.00	\$32.00	\$35.00	◆
Additional Recycling Bin Collection - 240 Litre bin						
Additional Recycling Bin Collection - 360 Litre bin						
Additional Recycling Bin Collection - 1.5 - 4.5m3 bin	No	No	\$75.00	\$80.00	\$85.00	◆

Shire of Esperance
Schedule of Fees and Charges 2023/2024

	Statutory Fee Indicator	GST	2021/22	2022/23	2023/24	Variation
WYLIE BAY WASTE FACILITY						
Household refuse for non-pass holders per m ³	No	Yes	\$48.00 m3	\$51.00 m3	54.00 m3	◆
Bulk Commercial Waste Disposal per m ³						
Industrial/Commercial Waste per m ³ (Please note separated waste free of charge)						
Per car body	No	Yes	Nil	Nil	Nil	
Asbestos Disposal per m ³	No	Yes	\$102.00	\$108.00	\$115.00	◆
Asbestos Disposal domestic per sheet by arrangement	No	Yes	\$31.00	\$33.00	\$35.00	◆
Clinical Waste (per m3)	No	Yes	\$215.00	\$225.00	\$240.00	◆
Tyre Disposal						
Car/Motorbike	No	Yes	\$10.00	\$11.00	\$12.00	◆
Light Truck & 4WD	No	Yes	\$11.00	\$12.00	\$13.00	◆
Heavy Truck & Trailer	No	Yes	\$30.00	\$32.00	\$35.00	◆
Rims extra	No	Yes	\$8.00	\$9.00	\$9.50	◆
Waste oil free for residents <40 litres	No	Yes	Nil	Nil	Nil	
Oil Filters (each)	No	Yes	\$10.00	\$11.00	\$12.00	◆
Household Hazardous Waste (eg paint, oil) per litre/kg	No	Yes	\$5.00	\$6.00	\$6.50	◆
Waste Deliveries out of hours (Special Waste) per hour	No	Yes	\$105.00	\$110.00	\$120.00	◆
Small Gas Bottles (per bottle) up to 9kg	No	Yes	\$15.00	\$16.00	\$17.00	◆
Large Gas Bottles (per bottle) over 9kg	No	Yes			\$25.00	◆
Degassing fee	No	Yes	\$18.00	\$20.00	\$20.00	
Quarantine/Biosecurity Waste - per m3 or part thereof	No	Yes	\$360.00	\$380.00	\$400.00	◆
Quarantine /Biosecurity Waste - per m3 - weekend	No	Yes	\$450.00	\$475.00	\$500.00	◆
Animal Disposal Site Fees -						
Veterinary businesses permit to dispose of dead animals - Annual	No	Yes	\$570.00	\$600.00	\$635.00	◆
Animal Carcass disposal - Domestic	No	Yes			\$30.00	◆
Animal Carcass disposal - Agriculture / Industry	No	Yes			\$80.00	◆
Animal Autopsy	No	Yes	\$265.00	\$280.00	\$295.00	◆
E-Waste - per Kg	No	Yes	Nil	Nil	Nil	
Flouro Globes (Commercial Quantity = 5 tubes/5 globes), less than 5 is free	No	Yes	\$0.35	\$0.40	\$0.45	◆
Mixed globes - per globe	No	Yes	\$0.50	\$0.60	\$0.65	◆
Household Batteries (more than 1kg) per kg	No	Yes	\$1.50	\$2.00	\$2.00	
Mattress for recycling	No	Yes	\$15.00	\$16.00	\$17.00	◆
Clean Green Waste (Mulchable) (per m3)	No	Yes	Nil	Nil	Nil	
Green Waste large stumps (per m3) larger than 500 mm x 500 mm	No	Yes	\$48.00	\$50.00	\$53.00	◆
Clean Fill (per m3) as per waste classification	No	Yes	Nil	Nil	Nil	
Clean Fill (more than 200 m3) (per m3)	No	Yes	\$5.00	\$6.00	\$6.50	◆
Greater than 20% recyclables to Tipping Face (per m3)	No	Yes	\$96.00	\$100.00	\$105.00	◆
Clean Construction & Demolition Waste	No	Yes	\$20.00	\$21.00	\$22.00	◆
Unsorted Recycling per m3	No	Yes	\$24.00	\$25.00	\$26.00	◆
Sorted Recycling per m3	No	No	Nil	Nil	Nil	
Short Term Bin Hire - per 240L or 360L bin (free for Community Events) (max term 8 weeks) per week	No	Yes	\$16.00	\$17.00	\$18.00	◆
Short Term Bin Hire - per 1.5m3 bin	No	Yes	\$55.00	\$58.00	\$61.00	◆
Short Term Bin Hire - per 3.0m3 bin	No	Yes	\$55.00	\$58.00	\$61.00	◆
Short Term Bin Hire - per 4.5m3 bin	No	Yes	\$75.00	\$80.00	\$85.00	◆
Bin Swap - more than 1 per annum	No	No	\$30.00	\$32.00	\$34.00	◆
Truck Wash Down Bay						
Fee for use of truck wash down bay - per minute	No	Yes	\$1.14	\$1.20	\$1.25	◆
AVDATA key	No	Yes	\$50.00	\$55.00	\$55.00	
Truckwash and Liquid Waste Clean-up Charge (per hour/per person)	No	Yes	\$180.00	\$190.00	\$200.00	◆
Sullage Water Disposal Fees - As per licence						
Fees charged per 1000 litres	No	No	\$75.00	\$80.00	\$85.00	◆

Shire of Esperance
Schedule of Fees and Charges 2023/2024

	Statutory Fee Indicator	GST	2021/22	2022/23	2023/24	Variation
Community Amenities....continued						
TOWN PLANNING						
Development Applications (where not specifically referenced below)						
Determination of application where the development has not commenced or been carried out and estimated cost of development is:						
#Not more than \$50,000	Yes	No	Maximum Fee Chargeable under Schedule 2 - Planning and Development Regulations 2009	Maximum Fee Chargeable under Schedule 2 - Planning and Development Regulations 2009	Maximum Fee Chargeable under Schedule 2 - Planning and Development Regulations 2009	
#More than \$50,000 but not more than \$500,000						
# More than \$500,000 but not more than \$2.5 million						
#More than 2.5 million but not more than 5 million						
# More than \$5 million but not more than \$21.5 million						
# More than \$21.5 million						
Determination of application where the development has commenced or been carried out	Yes	No	Applicable fee as if development had not commenced, plus by way of penalty, twice that fee (i.e. 3 times applicable development application fee)	Applicable fee as if development had not commenced, plus by way of penalty, twice that fee (i.e. 3 times applicable development application fee)	Applicable fee as if development had not commenced, plus by way of penalty, twice that fee (i.e. 3 times applicable development application fee)	
Determination of application where the development has commenced or been carried out where the non-compliance is confirmed to be undertaken by a previous owner.	Yes*	No	Application fee as if development had not commenced	Application fee as if development had not commenced	Application fee as if development had not commenced	
A Development Assessment Panel application where the estimated cost of the development is:						
# Not less than \$3 million and less than \$7 million	Yes	No	Fee Stipulated in Schedule 1 - Planning and Development (Development Assessment Panels) Regulations 2011	Fee Stipulated in Schedule 1 - Planning and Development (Development Assessment Panels) Regulations 2011	Fee Stipulated in Schedule 1 - Planning and Development (Development Assessment Panels) Regulations 2011	
# Not less than \$7 million and less than \$10 million						
# Not less than \$10 million and less than \$12.5 million						
# Not less than \$12.5 million and less than \$15 million						
# Not less than \$15 million and less than \$17.5 million						
# Not less than \$17.5 million and less than \$20 million						
# 20 million or more						
An application under r. 17						
Note 1: In addition to any fees payable to the Local Government						
Note 2: Must remit fee to Department within 30 days of receipt of DAP application						

Shire of Esperance
Schedule of Fees and Charges 2023/2024

	Statutory Fee Indicator	GST	2021/22	2022/23	2023/24	Variation
Community Amenities....continued						
TOWN PLANNING....continued						
Change of Use Development Applications						
Determination of application where the development has not commenced or been carried out	Yes	No	Maximum Fee Chargeable under Schedule 2 - Planning and Development Regulations 2009	Maximum Fee Chargeable under Schedule 2 - Planning and Development Regulations 2009	Maximum Fee Chargeable under Schedule 2 - Planning and Development Regulations 2009	
Determination of application where the development has commenced or been carried out	Yes	No	Applicable fee as if development had not commenced, plus by way of penalty, twice that fee (i.e. 3 times applicable development application fee)	Applicable fee as if development had not commenced, plus by way of penalty, twice that fee (i.e. 3 times applicable development application fee)	Applicable fee as if development had not commenced, plus by way of penalty, twice that fee (i.e. 3 times applicable development application fee)	
Non-Conforming Use Development Applications						
Determination of application where the development has not commenced or been carried out	Yes	No	Maximum Fee Chargeable under Schedule 2 - Planning and Development Regulations 2009	Maximum Fee Chargeable under Schedule 2 - Planning and Development Regulations 2009	Maximum Fee Chargeable under Schedule 2 - Planning and Development Regulations 2009	
Determination of application where the development has commenced or been carried out	Yes	No	Applicable fee as if development had not commenced, plus by way of penalty, twice that fee (i.e. 3 times applicable development application fee)	Applicable fee as if development had not commenced, plus by way of penalty, twice that fee (i.e. 3 times applicable development application fee)	Applicable fee as if development had not commenced, plus by way of penalty, twice that fee (i.e. 3 times applicable development application fee)	

Shire of Esperance
Schedule of Fees and Charges 2023/2024

	Statutory Fee Indicator	GST	2021/22	2022/23	2023/24	Variation
Community Amenities....continued						
TOWN PLANNING....continued						
Home Based Business Development Applications						
Determination of new application where has not commenced operating	Yes	No	Maximum Fee Chargeable under Schedule 2 - Planning and Development Regulations 2009	Maximum Fee Chargeable under Schedule 2 - Planning and Development Regulations 2009	Maximum Fee Chargeable under Schedule 2 - Planning and Development Regulations 2009	
Determination of new application where has commenced operating	Yes	No	Applicable fee as if development had not commenced, plus by way of penalty, twice that fee (i.e. 3 times applicable development application fee)	Applicable fee as if development had not commenced, plus by way of penalty, twice that fee (i.e. 3 times applicable development application fee)	Applicable fee as if development had not commenced, plus by way of penalty, twice that fee (i.e. 3 times applicable development application fee)	
Determination of renewal application where application is made before approval has expired or within one (1) month of expiry	Yes	No	Maximum Fee Chargeable under Schedule 2 - Planning and Development Regulations 2009	Maximum Fee Chargeable under Schedule 2 - Planning and Development Regulations 2009	Maximum Fee Chargeable under Schedule 2 - Planning and Development Regulations 2009	
Determination of renewal application where application is made one (1) month after the approval has expired	Yes	No	Applicable fee as if development had not commenced, plus by way of penalty, twice that fee (i.e. 3 times applicable development application fee)	Applicable fee as if development had not commenced, plus by way of penalty, twice that fee (i.e. 3 times applicable development application fee)	Applicable fee as if development had not commenced, plus by way of penalty, twice that fee (i.e. 3 times applicable development application fee)	

Shire of Esperance
Schedule of Fees and Charges 2023/2024

	Statutory Fee Indicator	GST	2021/22	2022/23	2023/24	Variation
Community Amenities....continued						
TOWN PLANNING....continued						
Extractive Industries Development Applications						
Determination of application where an extractive industry has not commenced or been carried out	Yes	No	Maximum Fee Chargeable under Schedule 2 - Planning and Development Regulations 2009	Maximum Fee Chargeable under Schedule 2 - Planning and Development Regulations 2009	Maximum Fee Chargeable under Schedule 2 - Planning and Development Regulations 2009	
Determination of application where an extractive industry has commenced or been carried out	Yes	No	Applicable fee as if development had not commenced, plus by way of penalty, twice that fee (i.e. 3 times applicable development application fee)	Applicable fee as if development had not commenced, plus by way of penalty, twice that fee (i.e. 3 times applicable development application fee)	Applicable fee as if development had not commenced, plus by way of penalty, twice that fee (i.e. 3 times applicable development application fee)	
Extractive Industries Licence (Local Laws)						
Issuance of Local Law Licence	Yes	No	\$105.00	\$105.00	\$105.00	
Extractive Industries Security Bonds						
Sand, Limesand, Gravel, Gypsum	No	No	\$10,000/ha of excavation	\$12,000/ha of excavation	\$12,500/ha of excavation	◆
Limestone, Hard Rock, Granite	No	No	\$15,000/ha of excavation	\$18,000/ha of excavation	\$20,000/ha of excavation	◆
Miscellaneous Development Applications Where Estimated Cost of Development Criteria is Not Relevant (e.g. Bed & Breakfast; Cottage Industry; Family Day Care; Earthworks; Modifications to Building Envelope)						
Determination of application where the development has not commenced or been carried out	Yes	No	Maximum Fee Chargeable under Schedule 2 - Planning and Development Regulations 2009	Maximum Fee Chargeable under Schedule 2 - Planning and Development Regulations 2009	Maximum Fee Chargeable under Schedule 2 - Planning and Development Regulations 2009	
Determination of application where the development has commenced or been carried out	Yes	No	Applicable fee as if development had not commenced, plus by way of penalty, twice that fee (i.e. 3 times applicable development application fee)	Applicable fee as if development had not commenced, plus by way of penalty, twice that fee (i.e. 3 times applicable development application fee)	Applicable fee as if development had not commenced, plus by way of penalty, twice that fee (i.e. 3 times applicable development application fee)	

Shire of Esperance
Schedule of Fees and Charges 2023/2024

	Statutory Fee Indicator	GST	2021/22	2022/23	2023/24	Variation
Community Amenities....continued						
<u>TOWN PLANNING....continued</u>						
Determination of renewal application where application is made before approval has expired or within one (1) month of expiry	Yes	No	Maximum Fee Chargeable under Schedule 2 - Planning and Development Regulations 2009	Maximum Fee Chargeable under Schedule 2 - Planning and Development Regulations 2009	Maximum Fee Chargeable under Schedule 2 - Planning and Development Regulations 2009	
Determination of renewal application where application is made one (1) month after the approval has expired	Yes	No	Applicable fee as if development had not commenced, plus by way of penalty, twice that fee (i.e. 3 times applicable development application fee)	Applicable fee as if development had not commenced, plus by way of penalty, twice that fee (i.e. 3 times applicable development application fee)	Applicable fee as if development had not commenced, plus by way of penalty, twice that fee (i.e. 3 times applicable development application fee)	
Advertising of Development Applications as Per Local Planning Scheme Provisions	No	No	\$170.00	\$200.00	\$250.00	◆
Amendment to Town Planning Approval (reflects work involved)						
Minor Amendment	No	No	\$125.00	\$150.00	\$160.00	◆
Major Amendment	Yes	No	Maximum Fee Chargeable under Schedule 2 - Planning and Development Regulations 2009	Maximum Fee Chargeable under Schedule 2 - Planning and Development Regulations 2009	Maximum Fee Chargeable under Schedule 2 - Planning and Development Regulations 2009	
Preliminary Consideration of Development Plans	No	Yes	\$500.00	\$500.00	\$500.00	
Cancel development approval						
Determining an application to amend or cancel development approval	Yes	No	Maximum Fee Chargeable under Schedule 2 - Planning and Development Regulations 2009	Maximum Fee Chargeable under Schedule 2 - Planning and Development Regulations 2009	Maximum Fee Chargeable under Schedule 2 - Planning and Development Regulations 2009	
Request for Extension of Time to Planning Approval						
- Basic Fee for Assessment (reflects work)	No	No	\$125.00	\$150.00	\$175.00	◆
Rezoning Applications						
- initial (non-refundable)	No	No	\$750.00	\$750.00	\$800.00	◆
Basic Amendment (as per regulations, reflects work.) Refund unexpended fees	No	No	\$4,000.00	\$4,500.00	\$4,000.00	◆
Standard Amendment (as per regulations, reflects work.) Refund unexpended fees	No	No	\$7,000.00	\$7,500.00	\$8,000.00	◆
Complex Amendment (as per regulations, reflects work.) Refund unexpended fees	No	No	\$10,000.00	\$10,500.00	\$11,000.00	◆

Shire of Esperance
Schedule of Fees and Charges 2023/2024

	Statutory Fee Indicator	GST	2021/22	2022/23	2023/24	Variation
Community Amenities....continued						
TOWN PLANNING....continued						
Proposed Structure Plans/Outline Development Plans & Detailed Area Plans						
- initial (non-refundable)	No	No	\$700.00	\$750.00	\$750.00	
-minor (as per regulations, reflects work.) Refund unexpended fees	No	No	\$5,000.00	\$5,000.00	\$5,500.00	◆
-major (as per regulations, reflects work.) Refund unexpended fees	No	No	\$9,000.00	\$9,000.00	\$9,500.00	◆
Local Planning Strategy Amendments						
Processing Fee, reflects work. Refund unexpended fees	No	No	\$6,000.00	\$6,500.00	\$6,500.00	
Road Closure Applications	No	No	\$800.00	\$600.00	\$600.00	
Liquor Licensing - Section 40	No	No	\$200.00	\$200.00	\$100.00	◆
Subdivision Clearances (incl Strata's)						
# not more than 5 lots	Yes	No	Maximum Fee Chargeable under Schedule 2 - Planning and Development Regulations 2009	Maximum Fee Chargeable under Schedule 2 - Planning and Development Regulations 2009	Maximum Fee Chargeable under Schedule 2 - Planning and Development Regulations 2009	
# more than 5 lots but not more than 195 lots						
# more than 195 lots						
Performance Bond for Second Hand Transportable Dwellings	No	No	\$10,000 per dwelling (minimum)	\$12,500 per dwelling (minimum)	\$12,500 per dwelling (minimum)	
Zoning Certificate (including settlement advice)	Yes	No	Maximum Fee Chargeable under Schedule 2 - Planning and Development Regulations 2009	Maximum Fee Chargeable under Schedule 2 - Planning and Development Regulations 2009	Maximum Fee Chargeable under Schedule 2 - Planning and Development Regulations 2009	
Town Planning Enquiry (written response)						
Health, Building & Town Planning Requested Inspections outside of normal Council operations	No	Yes	\$165.00 per hour plus mileage allowance of \$1.10/km	\$175.00 per hour plus mileage allowance of \$1.11/km	\$190.00 per hour plus mileage allowance of \$1.20/km	◆
Cash in Lieu Car park Construction Costs (per bay)	No	No	\$2,500.00	\$2,500.00	\$3,000.00	◆

Shire of Esperance
Schedule of Fees and Charges 2023/2024

	Statutory Fee Indicator	GST	2021/22	2022/23	2023/24	Variation
Community Amenities....continued						
CEMETERY						
Grant of Right of Burial	No	No	\$1,480.00	\$1,570.00	\$1,660.00	◆
Child/Perinatal includes plaque	No	Yes	\$620.00	\$650.00	\$690.00	◆
Burial Fee						
Ordinary Interment	No	Yes	\$1,680.00	\$1,780.00	\$1,890.00	◆
Interment of stillborn and Perinatal child (Lawn Section)	No	Yes	\$175.00	\$190.00	\$200.00	◆
Interment of stillborn and Perinatal child (Antenatal Section includes plinth)	No	Yes	\$420.00	\$440.00	\$460.00	◆
Monument Fee						
New Monument Permit fee	No	No	\$180.00	\$190.00	\$200.00	◆
Renovation/Alteration Monument Permit Fee	No	No	\$40.00	\$50.00	\$55.00	◆
Annual Monumental Masons Licence	No	No	\$285.00	\$300.00	\$320.00	◆
Single Monumental Work Licence	No	No	\$40.00	\$50.00	\$55.00	◆
Reserving of a memorial plot within the Wall of Remembrance & Memorial Garden	No	Yes	\$110.00	\$120.00	\$130.00	◆
Exhumation Fee						
Re-opening of grave	No	Yes	\$2,070.00	\$2,200.00	\$2,330.00	◆
Re-interment in new grave	No	Yes	\$1,110.00	\$1,200.00	\$1,270.00	◆
Placement of Ashes Fee						
Placement in Burial area	No	Yes	\$190.00	\$200.00	\$210.00	◆
Placement in Cemetery Niche Wall or Memorial Garden	No	Yes	\$500.00	\$530.00	\$560.00	◆
Scattering to the winds within the Cemetery	No	Yes	\$60.00	\$60.00	\$60.00	
Miscellaneous Fees						
Undertakers Annual Licence Fee	No	No	\$285.00	\$300.00	\$320.00	◆
Additional fee for late arrival at Cemetery	No	Yes	\$285.00	\$300.00	\$320.00	◆
For interment of oblong or oversized caskets	No	Yes	\$285.00	\$300.00	\$320.00	◆
Additional fee for interment on a weekend or Public Holiday	No	Yes	\$920.00	\$970.00	\$1,030.00	◆
Copy of Grant of Right of Burial	No	No	\$150.00	\$160.00	\$170.00	◆
Administration Fee	No	Yes		\$75.00	\$80.00	◆
Single Funeral Permit	No	No		\$675.00	\$720.00	◆
Removal and replacement of Ledger	No	Yes	\$420.00	\$450.00	\$480.00	◆

Shire of Esperance
Schedule of Fees and Charges 2023/2024

	Statutory Fee Indicator	GST	2021/22	2022/23	2023/24	Variation
Recreation & Culture						
CIVIC CENTRE						
Auditorium including Main Foyer						
Concert & Stage Plays						
Excluding Kitchen, Bar & Kiosk with theatre lighting						
Day & Evening	No	Yes	\$1,830.00	\$1,930.00	\$2,020.00	◆
Day or Evening	No	Yes	\$1,390.00	\$1,470.00	\$1,530.00	◆
Conventions, Meetings, Prize Nights etc						
Excluding Kitchen, including Bar & Kiosk and theatre lighting						
Day and Evening	No	Yes	\$1,100.00	\$1,160.00	\$1,220.00	◆
Day or Evening	No	Yes	\$785.00	\$830.00	\$870.00	◆
Catwalk/Stage Extension						
Kitchen (large) - Commercial catering	No	Yes	\$165.00	\$175.00	\$185.00	◆
Kitchen (large) - Non-commercial catering	No	Yes	\$80.00	\$85.00	\$90.00	◆
Stage Rehearsals						
Full lighting/hour	No	Yes	\$165.00	\$175.00	\$185.00	◆
Work lights/hour	No	Yes	\$85.00	\$90.00	\$95.00	◆
Piano Hire - Yamaha G2 Grand	No	Yes	\$180.00	\$190.00	\$200.00	◆
Reception Room including Kitchen and Bar						
Weddings/Dinners/Parties/Concerts						
Whole room, one booking per day	No	Yes	\$585.00	\$620.00	\$660.00	◆
Meeting, Seminars						
Whole room - booking under 3 hours	No	Yes	\$220.00	\$230.00	\$245.00	◆
Whole room - booking over 3 hours	No	Yes	\$305.00	\$320.00	\$340.00	◆
Main Foyer including Bar						
Half Day	No	Yes	\$220.00	\$230.00	\$245.00	◆
Full Day	No	Yes	\$295.00	\$310.00	\$330.00	◆
Whole Complex	No	Yes	10% discount on combined fees for auditorium and reception rooms	10% discount on combined fees for auditorium and reception rooms	10% discount on combined fees for auditorium and reception rooms	
Not For Profit Organisations and Funerals	No	Yes	20% discount on combined fees for auditorium and reception rooms	20% discount on combined fees for auditorium and reception rooms	20% discount on combined fees for auditorium and reception rooms	
Weekends & Public Holidays	No	Yes	10% surcharge on all fees and charges - calculated after all other discounts.	10% surcharge on all fees and charges - calculated after all other discounts.	10% surcharge on all fees and charges - calculated after all other discounts.	
Tech Labour cost (per hour)	No	Yes		\$70.00	\$75.00	◆
Non-technical labour cost (per hour)	No	Yes		\$50.00	\$53.00	◆

Shire of Esperance
Schedule of Fees and Charges 2023/2024

	Statutory Fee Indicator	GST	2021/22	2022/23	2023/24	Variation
Recreation & Culture....continued						
CIVIC CENTRE.... continued						
Commission on Ticket and Merchandise Sales						
Booking fee per ticket sale	No	Yes	\$4.95	\$4.95	\$4.95	
20% discount on Booking fee for Not For Profit groups						
Commission on merchandise sales	No	Yes	10%	10%	10%	
Bonds						
Venue/Equipment hire bond	No	No	\$500.00	\$500.00	\$500.00	
Liquor bond on sporting clubs and private functions	No	No	\$1,300.00	\$1,300.00	\$1,300.00	
Hire of Equipment and Services						
Stages, risers, partition boards, white boards, lecterns, & other small items (per day per item)	No	Yes	\$17.00	\$18.00	\$19.00	◆
Late return fee per item	No	Yes	\$23.00	\$24.00	\$25.00	◆
Medium items - projector and screen (per day per item)	No	Yes	\$33.00	\$35.00	\$37.00	◆
Advertising Poster Distribution per poster	No	Yes	\$3.00	\$3.00	\$3.50	◆
Flyer distribution	No	Yes	\$420.00	\$445.00	\$460.00	◆
PA system for function (2 x speakers, small mixer, mic and stand - including set up)	No	Yes	\$165.00	\$175.00	\$185.00	◆
SOUND SHELL						
Hire fee more than 3 hours	No	Yes	\$165.00	\$175.00	\$185.00	◆
Hire fee less than 3 hours	No	Yes	\$100.00	\$105.00	\$110.00	◆
Hire for a free community event	No	No		Nil	Nil	◆
Multiple Bookings by same organisation	No	Yes	5 for the price of 3	5 for the price of 3	5 for the price of 3	
Bond	No	No	\$100.00	\$100.00	\$100.00	
WILD FLOWER PICKING RIGHTS						
Annual fee payable by persons authorised to pick wildflowers. Maximum 10 per year.	No	No	\$149.50	\$160.00	\$170.00	◆
SPORTING ASSOCIATION GROUND FEES (Summer 2022/23; Winter 2023)						
Charge per 'Unit' -	No	Yes	\$460.00	\$550.00	\$550.00	
Esperance Agricultural Show (0.5% of previous years sporting ground maintenance cost budget)	No	Yes	\$1,970.00	\$2,300.00	\$2,300.00	
Casual Ground Hire Charges						
<i>Non Commercial/Not for Profit (incl schools) morning/afternoon or evening session (booking within school hours charged as 1 session)</i>						
Old Hockey Oval	No	Yes	\$55.00	\$65.00	\$70.00	◆
Little /Lords/10,000m2 of Multi-Sports/Overflow Camping-Circus	No	Yes	\$85.00	\$100.00	\$105.00	◆
Ovals (Ports, Esp, Newtown, Gibson)/20,000m2 of Multi-Sports	No	Yes	\$130.00	\$150.00	\$160.00	◆
Whole of Multi-Sports (40,000m2)	No	Yes	\$200.00	\$230.00	\$240.00	◆

Shire of Esperance
Schedule of Fees and Charges 2023/2024

	Statutory Fee Indicator	GST	2021/22	2022/23	2023/24	Variation
Recreation & Culture....continued						
Casual Ground Hire Charges....continued						
Non Commercial/Not for Profit (incl schools) 2 or more sessions						
Old Hockey Oval	No	Yes	\$85.00	\$100.00	\$105.00	◆
Little /Lords/10,000m2 of Multi-Sports/Overflow Camping-Circus	No	Yes	\$130.00	\$150.00	\$160.00	◆
Ovals (Ports, Esp, Newtown, Gibson)/20,000m2 of Multi-Sports	No	Yes	\$190.00	\$230.00	\$240.00	◆
Whole of Multi-Sports (40,000m2)	No	Yes	\$290.00	\$345.00	\$365.00	◆
Commercial Rate - morning/afternoon or evening session						
Old Hockey Oval	No	Yes	\$230.00	\$275.00	\$290.00	◆
Little /Lords/10,000m2 of Multi-Sports/Overflow Camping-Circus	No	Yes	\$345.00	\$410.00	\$430.00	◆
Ovals (Ports, Esp, Newtown, Gibson)/20,000m2 of Multi-Sports	No	Yes	\$520.00	\$615.00	\$650.00	◆
Whole of Multi-Sports (40,000m2)	No	Yes	\$800.00	\$925.00	\$980.00	◆
Commercial Rate 2 or more sessions						
Old Hockey Oval	No	Yes	\$345.00	\$410.00	\$435.00	◆
Little /Lords/10,000m2 of Multi-Sports/Overflow Camping-Circus	No	Yes	\$515.00	\$615.00	\$650.00	◆
Ovals (Ports, Esp, Newtown, Gibson)/20,000m2 of Multi-Sports	No	Yes	\$775.00	\$925.00	\$980.00	◆
Whole of Multi-Sports (40,000m2)	No	Yes	\$1,160.00	\$1,390.00	\$1,470.00	◆
Equestrian Club	No	Yes	+20% Loading on above rates	+20% Loading on above rates	+20% Loading on above rates	
Oval Lighting Fees	No	Yes	Cost Recovery + \$2.50/hr commission	Cost Recovery + \$2.50/hr commission	Cost Recovery + \$2.50/hr commission	
Ground Hire Bonds						
Ground hire bond	No	No	\$500.00	\$500.00	\$500.00	
Liquor bond	No	No	\$1,300.00	\$1,300.00	\$1,300.00	
OVERFLOW CAMPING						
Unpowered Site per night (2 people)	No	Yes	\$35.00	\$35.00	\$40.00	◆
Extra person per site	No	Yes	\$10.00	\$10.00	\$10.00	
Pet fee (per pet per stay)	No	Yes			\$5.00	◆
Overflow closed self contained extra large vehicle parking per night (maximum 7 nights)	No	Yes		\$15.00	\$20.00	◆
WATER CHARGES						
Eastern Suburbs Water Charges - consumption fee per kilolitre	No	No	\$0.77	\$0.81	\$0.86	◆
Southern Suburbs Water Charges - consumption fee per kilolitre	No	No	\$0.77	\$0.81	\$0.86	◆

Shire of Esperance
Schedule of Fees and Charges 2023/2024

	Statutory Fee Indicator	GST	2021/22	2022/23	2023/24	Variation
Recreation & Culture....continued						
SPORTING COMPLEXES (GSG)						
<i>(Fees effective from 1 September 2023)</i>						
Stadium Court Hire						
Seasonal User off peak unit rate	No	Yes	\$15.00	\$16.00	Delete	◆
Seasonal User peak unit rate	No	Yes	\$30.00	\$32.00	Delete	◆
Casual 'Peak' Hourly rate	No	Yes	\$40.00	\$42.00	Delete	◆
Casual 'Off Peak' Hourly rate	No	Yes	\$20.00	\$21.00	Delete	◆
Booked Court Hire (per hour)	No	Yes			\$34.00	◆
Casual Court Hire (per hour)	No	Yes			\$20.00	◆
School Camp Hire (per day)	No	Yes			\$350.00	◆
Programmed casual entry per person (maxium 2 hours)	No	Yes			\$5.00	◆
Bonds						
Security Bond - Commercial	No	Yes	\$1,900.00	\$2,000.00	\$2,000.00	
Security Bond - Community	No	Yes	\$450.00	\$475.00	\$475.00	
Security Bond Commerial - Alcohol Permitted	No	Yes	\$2,500.00	\$2,650.00	\$2,650.00	
Security Bond Community - Alcohol Permitted	No	Yes	\$1,900.00	\$2,000.00	\$2,000.00	
Kitchen and Kiosk						
Kitchen and Kiosk Hire (per day)	No	Yes	\$30.00	\$32.00	\$80.00	◆
Hire 1 month lease for sporting clubs only	No	Yes	\$25.00	\$26.00	\$80.00	◆
Advertising						
Commercial advertising (H1m x W1m)	No	Yes	\$150.00	\$160.00	\$160.00	
Commercial advertising (H1m x W1.5m)	No	Yes	\$200.00	\$215.00	\$215.00	
Commercial advertising (H1m x W2m)	No	Yes	\$250.00	\$265.00	\$265.00	
12 month court naming advertising (per court)	No	Yes	\$1,500.00	\$1,600.00	\$1,600.00	
Additional Charges						
Staff labour- per person (per hour)	No	Yes	\$50.00	\$53.00	\$56.00	◆
Staff labour- per person (per hour) - out of hours	No	Yes	\$80.00	\$85.00	\$90.00	◆
Key/Fob replacement	No	Yes	\$50.00	\$53.00	\$56.00	◆
Cleaning fee (per hour)	No	Yes	\$100.00	\$105.00	\$115.00	◆
Set up/pack down (per hour)	No	Yes	\$60.00	\$63.00	\$70.00	◆
ESPERANCE INDOOR STADIUM (EIS)						
Grandstand set up and removal fee	No	Yes	\$100.00	\$125.00	\$150.00	◆
Grandstand extra day left set up	No	Yes	\$30.00	\$32.00	\$100.00	◆
NOEL WHITE CENTRE						
<i>(Fees effective from 1 September 2023)</i>						
Meeting Room Commercial (per hour)	No	Yes	\$40.00	\$42.00	\$44.00	◆
Meeting Room Community (per hour)	No	Yes	\$20.00	\$21.00	\$22.00	◆
Meeting Room Clubs (Club sports administration)	No	Yes			Nil	◆
Meeting Room Commercial (per day at management discretion)	No	Yes	\$160.00	\$170.00	\$180.00	◆
Meeting Room Community (per day at management discretion)	No	Yes	\$80.00	\$85.00	\$90.00	◆
Function Room Hire Commercial (per hour)	No	Yes	\$70.00	\$74.00	\$80.00	◆
Function Room Hire Community (per hour)	No	Yes	\$38.00	\$40.00	\$40.00	
Function Room Commercial (per day at management discretion)	No	Yes	\$560.00	\$592.00	\$640.00	◆
Function Room Hire Community (per day at management discretion)	No	Yes	\$304.00	\$321.00	\$320.00	◆
Office Day Commercial (per hour)	No	Yes		\$42.00	\$44.00	◆
Office Day Community (per hour)	No	Yes		\$21.00	\$22.00	◆
Office Day Hire Commercial	No	Yes	\$200.00	\$170.00	\$180.00	◆
Office Day Hire Community	No	Yes	\$20.00	\$85.00	\$90.00	◆
Office Hire Community 12 months	No	Yes	\$110.00	\$110.00	\$120.00	◆
Storage Hire Community 12 months	No	Yes	\$110.00	\$110.00	\$120.00	◆

Shire of Esperance
Schedule of Fees and Charges 2023/2024

	Statutory Fee Indicator	GST	2021/22	2022/23	2023/24	Variation
Recreation & Culture....continued						
<u>BAY OF ISLES LEISURE CENTRE (BOILC) & SPORTING COMPLEXES COMBINED FEES</u>						
<i>(Fees effective from 1 September 2023)</i>						
School Holiday Programs						
School holiday program - per day	No	Yes	\$45.00	\$48.00	\$48.00	
School holiday program - 5 days	No	Yes	\$168.00	\$178.00	\$178.00	
School holiday program - 10 days	No	Yes	\$253.00	\$268.00	\$268.00	
Senior Programs						
Term program	No	Yes	\$50.00	\$53.00	\$53.00	
Single day program	No	Yes	\$6.00	\$7.00	\$7.00	
Companion card holders carer for above programs	No	No	Nil	Nil	Nil	
Classes at EIS charged at BOILC Fees	No	No				
<u>BAY OF ISLES LEISURE CENTRE</u>						
<i>(Fees effective from 1 September 2023)</i>						
Last Hour 50% discount - applies to gym and pool entries only for the last hour operation	No	Yes	50% Discount	50% Discount	50% Discount	
Spectator 10 yrs+ (excluding centre programs)	No	Yes	\$1.00	\$1.00	\$1.00	
Companion card holders carer	No	No	Nil	Nil	Nil	
Front foyer Commercial advertising fee (yearly)	No	Yes	\$125.00	\$135.00	\$140.00	◆
Administration fee	No	Yes	\$20.00	\$25.00	\$25.00	
Aquatic						
Adult	No	Yes	\$7.50	\$8.00	\$8.00	
Under 5 supervisor 1:1 ratio Watch Around Water	No	No	Nil	Nil	Nil	
Child under 16 years	No	Yes	\$4.20	\$4.50	\$4.50	
Concession (Student, Health Care, Senior and Concession Card Holders)	No	Yes	\$5.00	\$5.50	\$5.50	
Family pass (2 adults + 2 children)	No	Yes	\$17.50	\$18.50	\$21.50	◆
Lane hire Commercial (per hr)	No	Yes	\$15.00	\$16.00	\$17.00	◆
Lane hire Community (per hr)	No	Yes	\$6.10	\$6.50	\$7.00	◆
Lane Hire Esperance Amateur Swimming Club per hr - Discount	No	Yes	40% of Lane Hire Community	\$4.55	\$6.00	◆
Rehabilitation pool hire (per hr)(in addition to entry fee)	No	Yes	\$20.00	\$22.00	\$25.00	◆
Rehabilitation pool hire Community (per hr)	No	Yes	50% discount	\$11.00	\$12.50	◆
Swimming carnival hire - Lap pool 8 lanes including entry *10:30am-2:30pm	No	Yes	\$1,250.00	\$1,325.00	\$1,325.00	
Exclusive pool hire outside operating hours (per hr), excluding entrance fee	No	Yes	\$155.00	\$165.00	\$175.00	◆
Additional lifeguard per hour	No	Yes	\$60.00	\$65.00	\$65.00	
Aquatic Run (group hire per hour)	No	Yes	\$80.00	\$80.00	\$85.00	◆
Aquatic run individual fee	No	Yes	\$2.00	\$2.50	\$3.00	◆
Catered birthday parties - per person	No	Yes	25% disc on entry	Host Child and Parents Free Entry and 25% disc on other entries	Host Parents Free Entry, 25% disc on other child entries	◆
Crèche						
Child	No	Yes	\$7.00	\$7.00	\$7.50	◆

Shire of Esperance
Schedule of Fees and Charges 2023/2024

	Statutory Fee Indicator	GST	2021/22	2022/23	2023/24	Variation
Recreation & Culture....continued						
<u>BAY OF ISLES LEISURE CENTRE....continued</u>						
Health And Fitness						
Adult Gym and Group Fitness	No	Yes	\$15.00	\$16.00	\$17.00	◆
Concession (Student, Health Care, Senior and Concession Card Holders)	No	Yes	\$11.00	\$12.00	\$13.00	◆
Child Under 16 Group Fitness	No	Yes		\$8.00	\$8.50	◆
Adult Group Fitness (half hour)	No	Yes	\$8.00	\$9.00	\$10.00	◆
Concession Group Fitness (half hour)	No	Yes	\$6.00	\$7.00	\$7.50	◆
Adult Inclusion Class	No	Yes		\$12.00	\$13.00	◆
Child Under 16 Group Fitness (half hour)	No	Yes	\$5.00	\$5.50	\$6.00	◆
Gym appraisal & visit (non-member)	No	Yes	\$63.00	\$67.00	\$70.00	◆
Gym program & visit (non-member)	No	Yes	\$63.00	\$67.00	\$70.00	◆
Program group session (per person, minimum 10)	No	Yes	\$8.00	\$9.00	\$10.00	◆
Personal training (half hour) members	No	Yes	\$40.00	\$30.00	\$35.00	◆
Personal training (1 hour) members	No	Yes	\$60.00	\$50.00	\$55.00	◆
Swim School - Entry Included						
Swim lesson (half hour)	No	No	\$14.50	\$15.50	\$16.50	◆
Swim lesson 1 to 1 (half hour)	No	No	\$43.50	\$46.00	\$48.00	◆
Swim lesson 1 to 2 (half hour)	No	No	\$30.50	\$32.50	\$34.50	◆
Mini Squad	No	Yes		\$15.50	\$16.50	◆
Squad	No	Yes	\$16.50	\$17.50	\$18.50	◆
Junior Lifeguard Club	No	No	\$16.50	\$17.50	\$18.50	◆
Bronze Medallion- full course	No	No	\$185.00	\$195.00	\$200.00	◆
Bronze Medallion - requalification	No	No	\$90.00	\$95.00	\$100.00	◆
Resuscitation - full course	No	No	\$85.00	\$90.00	\$95.00	◆
Resuscitation - requalification	No	No	\$85.00	\$90.00	\$95.00	◆
Heartbeat Club/no certificate CPR Groups	No	No	\$25.00	\$27.00	\$30.00	◆
Discount for Participants Enrolled in 2nd Lesson (per term)	No	Yes		10.00%	10.00%	
Week Passes						
Week pass Aquatic	No	Yes	\$23.00	\$25.00	\$26.00	◆
Week pass Gym and Group Fitness	No	Yes	\$35.00	\$37.00	\$37.00	
Week pass Complete Fitness (excluding creche)	No	Yes	\$48.00	\$51.00	\$51.00	

Shire of Esperance
Schedule of Fees and Charges 2023/2024

	Statutory Fee Indicator	GST	2021/22	2022/23	2023/24	Variation
Recreation & Culture....continued						
<u>BAY OF ISLES LEISURE CENTRE....continued</u>						
Memberships						
12 month prepaid membership						
Adult						
Aquatic	No	Yes	\$585.00	\$618.00	\$655.00	◆
Gym & Group Fitness	No	Yes	\$853.00	\$902.00	\$957.00	◆
Complete Fitness	No	Yes	\$1,078.00	\$1,139.00	\$1,208.00	◆
Concession (Student, Health Care, Senior and Concession Card Holders)						
Aquatic	No	Yes	25% disc	\$464.00	\$492.00	◆
Gym & Group Fitness	No	Yes	25% disc	\$676.00	\$718.00	◆
Complete Fitness	No	Yes	25% disc	\$855.00	\$906.00	◆
Senior (70 Plus)						
Aquatic	No	Yes		\$309.00	\$310.00	◆
Gym & Group Fitness	No	Yes		\$451.00	\$455.00	◆
Complete Fitness	No	Yes		\$569.00	\$570.00	◆
Child (under 16 years)						
Aquatic	No	Yes	20% disc on concession	\$371.00	\$395.00	◆
Group Fitness	No	Yes	20% disc on concession	\$541.00	\$575.00	◆
Aquatic and Group Fitness	No	Yes	20% disc on concession	\$684.00	\$725.00	◆
Family 2 Adults & 2 Children (under 16 yrs)						
Aquatic	No	Yes	\$1,220.00	\$1,290.00	\$1,368.00	◆
Complete Fitness	No	Yes	\$2,180.00	\$2,304.00	\$2,443.00	◆
Additional child (under 16 years)	No	Yes	\$170.00	\$180.00	\$200.00	◆
Ongoing Memberships (fortnightly direct debit, minimum sign up 6 weeks)						
Direct debit default fee	No	Yes	At Cost	At Cost	At Cost	
Adult						
Aquatic	No	Yes	\$24.50	\$25.90	\$27.20	◆
Gym and Group Fitness	No	Yes	\$34.80	\$36.80	\$38.80	◆
Complete Fitness	No	Yes	\$43.80	\$46.30	\$48.50	◆
Concessions (Student, Health Care, Senior and Concession Card Holders)						
Aquatic	No	Yes	25% disc	\$19.40	\$21.00	◆
Gym and Group Fitness	No	Yes	25%disc	\$27.60	\$29.60	◆
Complete Fitness	No	Yes	25%disc	\$34.70	\$36.90	◆
Senior 70 Plus						
Aquatic	No	Yes		\$12.95	\$13.00	◆
Gym and Group Fitness				\$18.40	\$19.00	◆
Complete Fitness	No	Yes		\$23.15	\$24.00	◆
Child Under 16						
Aquatic	No	Yes		\$15.50	\$17.20	◆
Group Fitness	No	Yes		\$22.05	\$24.10	◆
Aquatic and Group Fitness	No	Yes		\$27.75	\$29.90	◆
Family 2 Adults & 2 Children (under 16 yrs)						
Aquatic	No	Yes	\$49.00	\$51.80	\$54.60	◆
Complete Fitness	No	Yes	\$87.60	\$92.60	\$96.00	◆
Additional child (under 16 years)	No	Yes	\$8.50	\$9.00	\$10.00	◆
12 Week Insurance and Workers Compensation Memberships (rehabilitation)						
Aquatic	No	Yes	\$200.00	\$212.00	\$225.00	◆
Gym and Group Fitness	No	Yes	\$257.00	\$272.00	\$290.00	◆
Complete Fitness	No	Yes	\$310.00	\$328.00	\$348.00	◆

Shire of Esperance
Schedule of Fees and Charges 2023/2024

	Statutory Fee Indicator	GST	2021/22	2022/23	2023/24	Variation
Recreation & Culture....continued						
<u>BAY OF ISLES LEISURE CENTRE....continued</u>						
Membership Administration						
Option A: 10+ Employees Corporate Memberships as per work practice Emergency Services Discount as per BOILC work practice	No	Yes	15% discount off any membership excluding concession	15% discount off any membership excluding concession	15% discount off any membership excluding concession	
Fly In, Fly Out memberships - pre paid and direct debit memberships	No	Yes	Adult memberships receive a 50% discount	Adult memberships receive a 50% discount	Adult memberships receive a 50% discount	
Membership 12 month bonus	No	Yes	Pre paid Members who renew their membership (prior to expiry) receive 1 additional month. Direct Debit members on their anniversary date receive one direct debit payment free	Pre paid Members who renew their membership (prior to expiry) receive 1 additional month. Direct Debit members if having been members for over a period 12 months receive one direct debit payment free allocated during the Christmas/New Year period.	Pre paid Members who renew their membership (prior to expiry) receive 1 additional month.	◆

Shire of Esperance
Schedule of Fees and Charges 2023/2024

	Statutory Fee Indicator	GST	2021/22	2022/23	2023/24	Variation
Recreation & Culture....continued						
<u>BAY OF ISLES LEISURE CENTRE....continued</u>						
Promotional events H&F free entry - includes creche - (limited to 4 times a year)	No	No				
Gold Coin/Free Entry Days - includes creche - (maximum 4 per year)	No	No				
New service/changed service free promotional event (management discretion)	No	No				
Free community events in conjunction with other health services in town.	No	No				
Promotional members - Bring a Friend for Free (management discretion)	No	No				
Promotional discounting	No	Yes	7 day trial promotion event week pass	7 day trial promotion week pass	7 day trial promotion week pass	
Member free hot drink	No	Yes		1 free coffee per member on Sundays	1 free hot drink per member on Sundays	◆
<u>LIBRARY</u>						
Overdue items (per item/week)	No	No	\$0.65	Nil	Nil	
Lost/Damaged item administration charge (plus full restoration cost)	No	No	\$15.00	\$20.00	\$25.00	◆
Public Internet Access						
Quarter hour	No	Yes	\$2.00	Nil	Nil	
Half hour	No	Yes	\$4.00	Nil	Nil	
One hour	No	Yes	\$6.00	Nil	Nil	
Temporary Visitor Bond 1 (TV1)	No	No	\$25.00	\$25.00	\$30.00	◆
Temporary Visitor Bond 2 (TV2)	No	No	\$60.00	\$60.00	\$65.00	◆
<u>ESPERANCE MUNICIPAL MUSEUM</u>						
Adults	No	Yes	\$8.50	\$9.00	\$9.00	
Children	No	Yes	\$3.50	\$4.00	\$4.00	
Pensioners/Seniors	No	Yes	\$6.50	\$7.00	\$7.00	
Group of 10 or more per person	No	Yes	\$6.00	\$7.00	\$7.00	
Family - 2 adults plus children	No	Yes	\$20.00	\$22.00	\$22.00	
Gold Coin/Free Entry Days (maximum 6 per year)	No	Yes				

Shire of Esperance
Schedule of Fees and Charges 2023/2024

	Statutory Fee Indicator	GST	2021/22	2022/23	2023/24	Variation
Transport						
AERODROME						
RPT and Charter Passenger Terminal Usage Fee (passengers under 2 years exempt. REX as per negotiated contract.)	No	Yes	\$27.00	\$28.50	\$30.00	◆
Landing Fees (collected by Avdata on Council's behalf)						
Aircraft 0 - 2000kg flat rate	No	Yes	\$14.00	\$15.00	\$16.00	◆
Aircraft 2001 - 15000kg per 1000 kg or part thereof	No	Yes	\$14.00	\$15.00	\$16.00	◆
Aircraft >15000kg per 1000kg or part thereof	No	Yes	\$39.00	\$41.00	\$44.00	◆
Annual fee for private aircraft less than 2000kg - per year per aircraft. (Optional)	No	Yes	\$140.00	\$147.50	\$157.00	◆
Annual fee for private aircraft greater than 2000kg - per year per aircraft. (Optional)	No	Yes	\$14.00 per 1,000kg x 10	\$15.00 per 1,000kg x 10	\$16.00 per 1,000kg x 11	◆
Annual fee for commercial aircraft less than 4000kg - per year per aircraft. (Optional)	No	Yes	\$1,450.00	\$1,525.00	\$1,600.00	◆
Landing Fee Concessions						
Aircraft <30000kg MTOW paying passenger service fee exempt						
Upon prior request & approved by CEO, aircraft used for charity and fund raising related service.	No	No	Nil	Nil	Nil	
Royal Flying Doctor Service	No	No	Nil	Nil	Nil	
Aircraft Parking Fee - per week or part thereof (3 days or less free) excluding RPT	No	Yes	\$64.00	\$67.50	\$72.00	◆
Terminal						
Hire of Meeting Room (excluding Shire of Esperance and Airport Contractors) - half day or part thereof	No	Yes	\$65.00	\$68.00	\$75.00	◆
Hire of Meeting Room (excluding Shire of Esperance and Airport Contractors) - full day or part thereof	No	Yes	\$130.00	\$137.50	\$150.00	◆
Advertising Signage in terminal per m2	No	Yes	\$275.00	\$290.00	\$290.00	
Lockable Key Storage Boxes (per year)	No	Yes		\$60.00	\$60.00	
Digital Advertising Signage in terminal above baggage carousel (per 15 second slot, per year)	No	Yes			\$1,875.00	◆
Change/update to digital content (per change)	No	Yes			\$50.00	◆
Security						
Security Swipe Card	No	Yes	\$64.00	\$67.50	\$72.00	◆
Replacement Security Swipe Card	No	Yes	\$64.00	\$67.50	\$72.00	◆
Reporting Officer (RFDS Exempt)						
Reporting Officer Callout	No	Yes	\$125.00	\$132.00	\$140.00	◆
Reporting Officer Callout Fee Per Hour or part thereof	No	Yes	\$85.00	\$90.00	\$95.00	◆
Economic Services						
HIRE OF SIGNS						
Identilite Street Signs						
Per annum fee rental	No	Yes	\$1,220.00	\$1,300.00	\$1,380.00	◆
PRIVATE WORKS						
Subject to availability of Shire resources	No	Yes	At Cost + 40%	At Cost + 40%	At Cost + 40%	
Private works for non profit community groups	No	Yes	At Cost	At Cost	At Cost	
DRAINAGE HEADWORKS						
Determined on site specific basis case by case	No	Yes	At Cost + 10%	At Cost + 10%	At Cost + 10%	
ESPERANCE VISITOR CENTRE						
Display per brochure for local businesses (excluding bookeasy clients)	No	Yes	\$105.00	\$110.00	\$115.00	◆
Display of brochure - Business outside Esperance Shire - Annual Fee	No	Yes	\$170.00	\$170.00	\$180.00	◆
Digital Advertising Signage in Visitor Centre (per 15 second slot)	No	Yes			\$300.00	◆
Change/update to digital content (per change)	No	Yes			\$50.00	◆
Booking commissions (other than Gold)	No	Yes	12%	12%	14%	◆
Booking commissions (Gold)	No	Yes			10%	◆
Staff assistance with Bookeasy/website	No	Yes	\$50/hr	\$60/hr	\$60/hr	
Consignment rate on souvenirs	No	Yes	20%	20%	20%	

Shire of Esperance
Schedule of Fees and Charges 2023/2024

	Statutory Fee Indicator	GST	2021/22	2022/23	2023/24	Variation
Economic Services...continued						
<u>BUILDING CONTROL</u>						
Applications for building permits, demolition permits						
Certified application for a building permit (s. 16(1)) -						
a) for building work for a Class 1 or Class 10 building or incidental structure	Yes	No	Fees applicable as per <i>Building Act 2011</i> and associated legislation	Fees applicable as per <i>Building Act 2011</i> and associated legislation	Fees applicable as per <i>Building Act 2011</i> and associated legislation	
(b) for building work for a Class 2 to Class 9 building or incidental structure	Yes	No				
Uncertified application for a building permit (s. 16(1))	Yes	No				
Application for a demolition permit (s. 16(1)) —						
(a) for demolition work in respect of a Class 1 or Class 10 building or incidental structure	Yes	No				
(b) for demolition work in respect of a Class 2 to Class 9 building	Yes	No				
Application to extend the time during which a building or demolition permit has effect (s. 32(3)(f))	Yes	No				
Application for occupancy permits, building approval certificates						
Application for an occupancy permit for a completed building (s. 46)	Yes	No	Fees applicable as per <i>Building Act 2011</i> and associated legislation	Fees applicable as per <i>Building Act 2011</i> and associated legislation	Fees applicable as per <i>Building Act 2011</i> and associated legislation	
Application for a temporary occupancy permit for an incomplete building (s. 47)	Yes	No				
Application for modification of an occupancy permit for additional use of a building on a temporary basis (s. 48)	Yes	No				
Application for a replacement occupancy permit for permanent change of the building's use, classification (s. 49)	Yes	No				
Application for an occupancy permit or building approval certificate for registration of strata scheme, plan of re-subdivision (s. 50(1) and (2))	Yes	No				
Application for an occupancy permit for a building in respect of which unauthorised work has been done (s. 51(2))	Yes	No				
Application for a building approval certificate for a building in respect of which unauthorised work has been done (s. 51(3))	Yes	No				
Application to replace an occupancy permit for an existing building (s. 52(1))	Yes	No				
Application for a building approval certificate for an existing building where unauthorised work has not been done (s. 52(2))	Yes	No				
Application to extend the time during which an occupancy permit or building approval certificate has effect (s. 65(3)(a))	Yes	No				
Other applications						
Application as defined in regulation 31 (for each building standard in respect of which a declaration is sought)	Yes	No	Fees applicable as per <i>Building Act 2011</i> and associated legislation	Fees applicable as per <i>Building Act 2011</i> and associated legislation	Fees applicable as per <i>Building Act 2011</i> and associated legislation	

Shire of Esperance
Schedule of Fees and Charges 2023/2024

	Statutory Fee Indicator	GST	2021/22	2022/23	2023/24	Variation				
Economic Services....continued										
BUILDING CONTROL....continued										
All Building Applications (Mandatory)										
Building Services Levy										
Building Permit - \$45,000 or Less	Yes	No	Maximum fees applicable as per <i>Building Act 2011</i> and associated legislation	Fees applicable as per <i>Building Act 2011</i> and associated legislation	Fees applicable as per <i>Building Act 2011</i> and associated legislation					
Building Permit - Over \$45,000	Yes	No								
Demolition Permit - \$45,000 or Less	Yes	No								
Demolition Permit - Over \$45,000	Yes	No								
Occupancy Permit for approved building work- \$45,000 or Less	Yes	No								
Occupancy Permit for approved building work - Over \$45,000	Yes	No								
Building Approval certificate for approved building work- \$45,000 or Less	Yes	No								
Building Approval certificate for approved building work- Over \$45,000	Yes	No								
Occupancy Permit for Unauthorised Building Work - \$45,000 or Less	Yes	No								
Occupancy Permit for Unauthorised Building Work - Over \$45,000	Yes	No								
Building Approval Certificate for Unauthorised Building Work - \$45,000 or Less	Yes	No								
Building Approval Certificate for Unauthorised Building Work - Over \$45,000	Yes	No								
Building Construction Industry Training Fund Levy										
B.C.I.T.F Levy (for work greater than \$20,000)	Yes	No								
BCITF Accounting Collection fee (Set by BCITF)	Yes	No								
Building Services Levy Administration Fee	Yes	No								
Other Building Department Charges										
Fees set at Council's discretion										
Inspection of pool barriers (r. 53(2))	Yes*	No	\$26.00	\$28.00	\$58.45	◆				
Re-Inspection of pool enclosure	No	Yes	\$89.00	\$94.00	\$100.00	◆				
Pool Barrier Inspection Fee & Report - At request of Owner/Applicant	No	Yes		\$175.00	\$175.00					
Application for approval of battery powered smoke alarms (r. 61(3)(b))	Yes*	No	\$179.00	\$179.00	\$179.00					
Request for Certificate of Design Compliance Class 1 New Dwellings, Major Additions/Alterations	No	Yes	0.15% of construction value including GST but not less than \$500	0.15% of construction value including GST but not less than \$550	0.15% of construction value including GST but not less than \$550					

Shire of Esperance
Schedule of Fees and Charges 2023/2024

	Statutory Fee Indicator	GST	2021/22	2022/23	2023/24	Variation
Economic Services....continued						
<u>BUILDING CONTROL....continued</u>						
Fees set at Council's discretion....continued						
Request for Certificate of Design Compliance Class 1 Dwelling - Additions/Alterations (Minor Works Only)	No	Yes	0.15% of construction value including GST but not less than \$180	0.15% of construction value including GST but not less than \$190	0.15% of construction value including GST but not less than \$200	◆
Request for Certificate of Design Compliance Class 10 Building Only	No	Yes	0.15% of construction value including GST but not less than \$180	0.15% of construction value including GST but not less than \$190	0.15% of construction value including GST but not less than \$200	◆
Request for Certificate of Design Compliance Class 2-9	No	Yes	0.25% of construction value including GST but not less than \$500	0.25% of construction value including GST but not less than \$550	0.25% of construction value including GST but not less than \$550	
Request to amend a Building Permit - Minor (Where new Certificate of Design Compliance and Building Permit is not required)	No	No	\$65.00	\$68.00	\$72.00	◆
Request to provide a Certificate of Construction compliance	No	Yes	\$565 min including GST, Additional inspections @ \$165	\$600 min including GST, Additional inspections @ \$170	\$600 min including GST, Additional inspections @ \$175	◆
Request to provide a Certificate of Building compliance	No	Yes	\$565 min including GST, Additional inspections @ \$165	\$600 min including GST, Additional inspections @ \$170	\$600 min including GST, Additional inspections @ \$175	◆
Building/Planning/Health Records - Copies of Building Permits/Approvals, Planning Approvals, Effluent Disposal System Approvals	No	No	\$60.00	\$60.00	\$65.00	◆
Pre-Sale Property Report & Approved Plans	No	No	\$235.00	\$235.00	\$250.00	◆
Priority Pre-Sale Property Report & Approved Plans (48 hour turn around)	No	No	\$335.00	\$335.00	\$360.00	◆
Pre-Sale Property Report & Approved Plans (Seniors reduced rate)	No	No	\$145.00	\$145.00	\$150.00	◆
Building Inspection Fee	No	Yes	\$165.00	\$175.00	\$175.00	
Written advice from Building Surveyor	No	Yes	\$165.00	\$175.00	\$175.00	

Shire of Esperance
Schedule of Fees and Charges 2023/2024

	Statutory Fee Indicator	GST	2021/22	2022/23	2023/24	Variation
Economic Services....continued						
<u>PROCEEDS SALE OF BOOKS</u>						
"Esperance Yesterday & Today"	No	Yes	\$5.00	\$5.00	\$5.00	
<u>CAMPING FEES</u>						
All Council Managed Coastal Reserves - campsite fee per night per family	No	Yes	\$15.00	\$15.00	\$15.00	
<u>ACCOMMODATION</u>						
Blue Waters Lodge - weekly room rate - one person	No	Yes	\$150.00	\$160.00	\$160.00	
Blue Waters Lodge - weekly room rate - extra person	No	Yes	\$50.00	\$50.00	\$50.00	
Short term rate - 4 Hicks Street	No	Yes	\$500.00	\$500.00	\$600.00	◆
Shire owned houses (eg Hicks, Foy, Treasure)	No	Yes			Median of market rate	◆
Bond	No	No			4 x weekly rate	◆
<u>LOCAL LAWS</u>						
Fencing Local Laws						
Application for a licence where no fees are applicable under the Planning and Development Act 2005 and/or Building Act 2011	No	No	\$108.00	\$108.00	\$108.00	
Private Property Local Law						
Application for a permit where no fees are applicable under the Planning and Development Act 2005 and/or Building Act 2011	No	No	\$108.00	\$108.00	\$108.00	
Local Government Property Local Law						
Event approvals						
Event application fee	No	No			\$66.00	◆
Event Class						
Class 1 - The most complex use of the space/ the largest impact on the space. Commercial / large scale presence which minimises opportunities for use of space with other user groups. Multiple aspects requiring assessment.						
Class 2 - Moderate use of space / moderate impact on space. Commercial / moderate scale presence which easily allows for access and use of space with other user groups. Multiple aspects requiring assessment.						
Class 3 - Minimal use of space / minimal impact on space. Moderate scale use of space, moderate complexity, with low impact on other user groups.						
Class 4 - Minimal use of space / minimal impact on space. Small scale non-complex use of space with low impact on other user groups.						
Class 5 - Minimal impact on space.						
The Shire determines the class of the activity based on factors, including but not limited to, the following:						
Number of participants / individuals / spectators involved in the activity						
Use of roads and car parking						
Approvals required by other agencies						
Structures						
Environmental impact						
Required Management Plans						
Charity/Not for profit						
Class 1 Fee (per day)*	No	No	\$185.00	\$196.00	\$208.00	◆
Class 2 Fee (per day)*	No	No	\$144.00	\$153.00	\$162.00	◆
Class 3 Fee (per permit)*	No	No	\$108.00	\$115.00	\$122.00	◆
Class 4 Fee (per permit)*	No	No	\$51.00	\$54.00	\$57.00	◆
Class 5 Fee	No	No	Nil	Nil	Nil	
*CEO discretion for events based around National/Community Celebrations	No	No	Nil	Nil	Nil	

Shire of Esperance
Schedule of Fees and Charges 2023/2024

	Statutory Fee Indicator	GST	2021/22	2022/23	2023/24	Variation
Economic Services....continued						
Activities in Thoroughfares and Trading in Thoroughfares and Public Places Local Law						
Miscellaneous fees for Activities in Thoroughfares and Trading in Thoroughfares and Public Places Local Law, where no other fees are applicable.						
Trading Class						
Class 1 - The most complex use of the space/the largest impact on the space. Commercial presence which minimises opportunities for use of space with other user groups.						
Class 2 - Moderate use of space / moderate impact on space. Commercial presence which easily allows for access and use of space with other user groups.						
Class 3 - Minimal use of space / minimal impact on space. Small scale commercial use of space with low impact on other user groups.						
Hire of Use - Shire Parks, Reserves, Beaches or Foreshore related activities.						
The Shire determines the class of the activity based on factors including but not limited to the following:						
Number of participants / individuals involved in the activity						
Required parking bays						
Signage						
Structures						
Environmental impact						
Proposed usage						
Commercial Activity - Class 1						
Per occasion	No	No	\$63.00	\$67.00	\$71.00	◆
Up to 1 month	No	No	\$98.00	\$104.00	\$110.00	◆
1-2 months	No	No	\$129.00	\$137.00	\$145.00	◆
6 months	No	No	\$386.00	\$408.00	\$600.00	◆
12 months	No	No	\$772.00	\$816.00	\$1,200.00	◆
Commercial Activity - Class 2						
Per occasion	No	No	\$51.00	\$54.00	\$57.00	◆
Up to 1 month	No	No	\$77.00	\$82.00	\$87.00	◆
1-2 months	No	No	\$103.00	\$109.00	\$116.00	◆
6 months	No	No	\$314.00	\$332.00	\$352.00	◆
12 months	No	No	\$623.00	\$659.00	\$699.00	◆
Commercial Activity - Class 3						
Per occasion	No	No	\$51.00	\$54.00	\$57.00	◆
Up to 1 month	No	No	\$62.00	\$66.00	\$70.00	◆
1-2 months	No	No	\$77.00	\$82.00	\$87.00	◆
6 months	No	No	\$237.00	\$251.00	\$266.00	◆
12 months	No	No	\$479.00	\$506.00	\$536.00	◆
High Impact Use Fee - Daily Fee	No	No	\$129.00	\$137.00	\$145.00	◆
Trader Fees						
Trading Permit application	No	No			\$70.00	◆
Designated parking space (per site/per year)	No	No			\$230.00	◆
Mobile Food Business - Annual Fee	No	No	Minimum Rate	Minimum Rate	Minimum Rate	
Mobile Food Business - Minimum Fee (per occasion)	No	No	\$51.00	\$54.00	\$57.00	◆
Stallholder / trader - Annual Fee	No	No	\$675.00	\$714.00	\$757.00	◆
Stallholder / trader - Daily Fee	No	No	\$57.00	\$61.00	\$65.00	◆
Stallholder / trader - Community Group / Charity Organisation*	No	No	\$11.00	\$12.00	\$13.00	◆
*charitable organisation means an institution, association, club, society or body whether incorporated or not, the objects of which are of a charitable, benevolent, religious, cultural, educational, recreational, sporting other like nature and from which any member does not receive any pecuniary profit except where the member is an employee or the profit is an honorarium						
Street Entertainers / Buskers - Monthly Fee	No	No	Nil	Nil	Nil	
Trader Power Usage - Half-Day Fee	No	No	\$11.00	\$12.00	\$13.00	◆
Trader Power Usage Full-Day Fee	No	No	\$21.00	\$23.00	\$24.00	◆
Permit to Erect Signs / Advertising - Annual Fee	No	No	\$61.00	\$65.00	\$69.00	◆
Application for an Alfresco Dining permit	No	No	\$103.00	\$109.00	\$116.00	◆